

---

# The Magical Disney Cruise Guide

Your Unofficial Guide to Having a Magical Voyage Aboard the Ships of the  
Disney Cruise Line® (DCL)

---

## August 2005 Edition

You can't help but to have a terrific time on a cruise ship. There's abundant, delicious food, top-quality shows, breathtaking scenery and the highly attentive staff. You can take shore excursions, wander around on your own or stay on the ship and lounge around the pool. There's so much to do that you can't possibly do it all. The onboard activities are as numerous as are the decisions that you must or should make before, and during your cruise. To help you plan and maximize your enjoyment on the cruise, the **Magical Disney Cruise Guide (MDCG)** was born.

MDCG was originally created to assist the people on the Cruise Critic's Disney Cruise Line® board looking for help and tips to make their trip easier and better. As the popularity of cruising increased, so did interest in the MDCG. After creating and spending several years updating the guide, the original author, Mickey Morgan, transferred the rights to the MDCG in March 2004 to AllEarsNet.com® and Deb Wills. It now has a permanent home as part of the AllEarsNet® family.

Because the cruise experience is always changing, this guide is also constantly changing. We ask that you keep us informed of these changes so that others may continue to get the most out of their vacations. A quick note or a lengthy trip report is always welcome. We want to hear about the good and the bad and the little things that made your cruise magical. We thank everyone for all the submissions that we have received.

Send your reports to: <http://allearsnet.com/forms/contact.html>

You can find the freshest revision of the MDCG at: <http://allearsnet.com/cruise/cruise.htm>

Bon Voyage and have a Magical or a Wonderful day.

## What's New in this Version?

### AUGUST 2005

**Section 2.1** New Itineraries

**Section 2.13** New Online Reservations for Palo, Spa and Kid's programs

**Section 2.8** New Passport Regulations

**Section 5.2** Twice Charmed – New Show

**Section 6.13** Wireless Internet Access on Magic

**Section 10.5** Stingray Encounter coming to Castaway Cay!

### January 2005

**Section 2.1** Cruise Itinerary changes for some 7 day sailings and new 2006 cruise itineraries.

**Section 2.2** Updated the WDW Resorts participating in the land/sea packages

**Section 2.1.3.2.1.** Replaced refillable soda mugs with onboard credit for AAA perk

**Section 2.3** Military Discounts for January – February 2005

**Section 2.5** Updated new cancellation policy (now 75 days in advance)

**Section 3.5** Television Channels updated

**Section 4.1** New Pirates of the Caribbean themed night

**Section 4.2** Clarification of Palo dress code

**Section 5.2** New Show debuts 2005 on the Magic

**Section 6.1** Vista Spa reorganized and updated

**Section 7.2** Updated Kids Programs for 4 Night Cruise

**Section 7.3** Updated Teen Programs for 4 Night Cruise

**Section 8.2** Nassau shore excursions updated

**Section 10.5** Castaway Cay Excursions updated

**NEW Section 13.17** Celebrating US Holidays onboard

Table of Contents:

<b>0</b>	<b>DISCLAIMER</b> .....	<b>4</b>	6.8	PIN TRADING.....	37
<b>1</b>	<b>HISTORY AND OVERVIEW</b> .....	<b>4</b>	6.9	CHARACTER GREETING .....	37
<b>2</b>	<b>BOOKING AND ADVANCE PLANNING</b> .....	<b>4</b>	6.10	RELIGIOUS SERVICES.....	37
2.1	3, 4 OR 7 DAY CRUISES .....	5	6.11	ELONGATED COINS .....	38
2.2	WALT DISNEY WORLD .....	7	6.12	CARD COLLECTING.....	38
2.3	<b>STATEROOM COSTS AND DISCOUNTS</b> .....	8	6.13	INTERNET CAFÉ .....	38
2.4	TRAVEL INSURANCE.....	9	<b>7</b>	<b>KIDS</b> .....	<b>38</b>
2.5	CANCELLATION POLICY .....	10	7.1	TODDLERS (UNDER 3).....	40
2.6	DCL BROCHURE AND VIDEO .....	10	7.2	OCEANEER'S CLUB / LAB.....	43
2.7	THE WEATHER.....	10	7.3	TEENS .....	49
2.8	CRUISE DOCUMENTS .....	11	7.4	SINGLE PARENTS.....	51
2.9	DISNEY VACATION CLUB .....	12	7.5	SPECIAL NEEDS KIDS.....	52
2.10	MAGICAL TREASURES.....	12	<b>8</b>	<b>THE BAHAMAS &amp; EASTERN CARIBBEAN ...</b>	<b>52</b>
2.11	GETTING TO WDW AND THE SHIP .....	12	8.1	BAHAMAS INFO.....	53
2.12	YOUR CARRY-ON BAG.....	14	8.2	DISNEY SHORE EXCURSIONS.....	53
2.13	<b>BOARDING AND THE RESERVATIONS SCRAMBLE</b>		8.3	EXCURSIONS ON YOUR OWN .....	57
2.14	BOAT DRILL .....	18	8.4	FREEPORT .....	
<b>3</b>	<b>STATEROOMS</b> .....	<b>18</b>	8.5	ST. MAARTEN.....	59
3.1	INSIDE OR OUTSIDE CABIN? .....	19	8.6	ST. MAARTEN EXCURSIONS.....	60
3.2	CATEGORIES .....	19	8.7	ST. THOMAS.....	62
3.3	CONCIERGE SERVICE .....	20	8.8	ST. THOMAS EXCURSIONS.....	62
3.4	HANDICAPPED ACCESS.....	20	8.9	VIRGIN ISLANDS ON YOUR OWN .....	64
3.5	TELEVISION CHANNELS .....	21	<b>9</b>	<b>WESTERN CARIBBEAN</b> .....	<b>65</b>
<b>4</b>	<b>DINING</b> .....	<b>21</b>	9.1	KEY WEST .....	65
4.1	DRESSING FOR MEALS .....	22	9.2	KEY WEST SHORE EXCURSIONS .....	65
4.2	PALO.....	23	9.3	GRAND CAYMAN .....	67
4.3	<b>RESTAURANTS AND DINING ROTATION</b>		9.4	GRAND CAYMAN SHORE EXCURSIONS	67
4.4	CABIN SERVICE, SNACKS & DRINK MUGS	25	9.5	COZUMEL .....	70
4.5	EATING HEALTHY .....	26	9.4	COZUMEL SHORE EXCURSIONS .....	70
4.6	CHARACTER BREAKFAST .....	26	9.5	COZUMEL ON YOUR OWN .....	72
<b>5</b>	<b>ENTERTAINMENT</b> .....	<b>26</b>	<b>10</b>	<b>CASTAWAY CAY</b> .....	<b>72</b>
5.1	BEAT STREET/ROUTE 66.....	27	10.1	THE BEACHES .....	73
5.2	WALT DISNEY THEATER SHOWS.....	27	10.2	THE WATER.....	74
5.3	BUENA VISTA THEATER .....	29	10.3	THE LAND .....	75
5.4	ESPN SKYBOX <b>ERROR! BOOKMARK NOT</b>		10.4	CASTAWAY CAY TIDBITS .....	75
	<b>DEFINED.</b>		10.5	CASTAWAY CAY EXCURSIONS .....	76
5.5	STUDIO SEA .....	29	<b>11</b>	<b>DISEMBARKATION</b> .....	<b>77</b>
5.6	DECK PARTY .....	29	11.1	TIPPING.....	78
5.7	7-DAY CRUISE ENTERTAINMENT .....	29	11.2	CUSTOMS.....	78
5.8	7-DAY CRUISE THEMED EVENINGS.....	30	11.3	GETTING TO... .....	79
<b>6</b>	<b>RECREATION</b> .....	<b>31</b>	<b>12</b>	<b>WEBSITE LINKS AND RESOURCES</b> .....	<b>80</b>
6.1	THE VISTA SPA .....	31	<b>13</b>	<b>OTHER</b> .....	<b>80</b>
6.2	WINE TASTING .....	36	13.1	DISNEY CRUISE LINE®® CONTACT INFO	80
6.3	THE POOLS .....	36	13.2	DISNEY MAGIC AND WONDER	
6.4	SHOPPING .....	36		SPECIFICATIONS.....	81
6.5	QUARTERMASTERS - THE ARCADE .....	36	13.3	SMOKING .....	81
6.6	CIGAR AND BRANDY SOCIAL.....	37	13.4	GAMBLING.....	81
6.7	ART TOUR.....	37	13.5	MONEY.....	81

13.6	THE CASTAWAY CLUB.....	82	13.14	SPACE SHUTTLE LAUNCHES .....	86
13.7	WEDDINGS HONEYMOONS AND REUNIONS		13.15	SHIPBOARD PHOTOGRAPHY .....	86
	.....	82	13.16	SPECIAL NEEDS .....	83
13.8	COMMUNICATING AT SEA.....	84	13.17	HOLIDAYS.....	
13.9	HIDDEN MICKEYS.....	84			
13.10	BRIDGE TOURS.....	84			
13.11	SEA SICKNESS.....	84			
13.12	MEDICAL FACILITIES.....	86			
13.13	BUBBLES .....	86			

---

## 0. Disclaimer:

### 1. What's the big deal? Overview and History.

---

The Disney Cruise Line® was started when Disney executives decided to bring the unique style of Disney entertainment to the cruise industry. Previously, Disney had a cooperative venture with Premiere Cruise Line's Big Red Boats, but they weren't completely happy because they couldn't control the entire experience. Disney wanted to be absolutely sure that any cruise that they put their name on was up to the standards of their parks. So, they created the Disney Cruise Line® and built two ships called the Disney Magic and the Disney Wonder. The ships are estimated to cost \$350 million each.

Disney went with a beautiful design that captures the feel of the classic trans-Atlantic liners of early this century. Above decks, details abound from the Mickey Mouse ornamentation on the stem to our friends Goofy and Donald making the final touches to the fantail. Below decks, the ship is decorated in lush carpets and fine woods. Elegance with subtle and not so subtle touches of whimsy such as the Mickey Mouse hand pointer on the elevator floor indicator, the ship's whistle that plays "When You Wish Upon a Star" and the requisite hidden Mickeys in the décor. You can easily imagine that you are on the Normandy or the Queen Mary sailing across the Atlantic Ocean.

The Disney Magic had her maiden voyage on July 30, 1998 and the Disney Wonder began sailing on August 15, 1999. While the Disney Magic and the Disney Wonder look the same on the outside, there are a number of cosmetic differences. The floor plans remain the same, but the decor and themeing differs. Guests aboard the Disney Magic enjoy a classical art deco look to the decor with deep nautical colors. Guests aboard the Disney Wonder are treated to a art nouveau look giving the look and feel of old Paris which features sycamore wood, blue glass and polished nickel railings. The centerpiece of the atrium lobbies are statues of Mickey Mouse aboard the Magic and Ariel from The Little Mermaid aboard the Wonder.

Many of the areas on the ships have been renamed. Aboard the Wonder, Lumiere's becomes Triton's (the decor has been changed from the formality of the Beauty and the Beast theme to a more subtle color scheme with the colors of the sea, and a wall mosaic of King Triton), Beat Street becomes Route 66, Rockin Bar D becomes Wavebands, Off Beat becomes Barrel of Laughs, Sessions becomes Cadillac Lounge and Topsider Buffet becomes Beach Blanket Buffet. The Barrel of Laughs comedy club is also a brewpub. The Cadillac Lounge features mockups of classic cars for seating.

While Goofy is preoccupied with painting the Magic's name on the transom, the honor goes to Donald and one of his nephews on the Disney Wonder.

With the Magic's dry dock in September 2003 and the Wonder's in fall 2004, a few changes occurred:

1. The ESPN Skybox was converted to "Stacks" a teen club.
2. Off Beat/Barrel of Laughs became "Diversions," an Irish pub/sports bar.
3. Common Grounds was converted to the Quiet Cove Café, a gathering place for adults where you will find cognac, cigars, and specialty coffees.
4. Morty the Magician's show was retired to make way for "Golden Mickeys," an academy awards show themed event.

Michael Eisner, CEO of Disney has said publicly that he wants a fleet of ten ships eventually, so if the first ships continue to go well, we can expect an entire magical fleet. Many rumors keep surfacing about a third ship in the Disney Cruise fleet. DCL management states they'd love a 3<sup>rd</sup> ship but the Euro needs to be more dollar friendly before that will happen.

---

## 2. Booking and Advance Planning

---

You may book your Disney Cruise Line® vacation directly through Disney or you can book with a travel agency.

The deposit is \$200.00 per person except as noted in the following paragraph. The remaining balance is due 75 days prior to departure. You can also get your money back 75 days before departure, just in case you change your mind. If you are within 75 days of sailing and need to cancel, penalties do apply so be sure and read your information carefully.

### Disney Deposit Policy Change Effective 9/8/04:

The required deposit for all Disney Cruises in the extremely popular suite category has increased. For three- or four-night cruises, the deposit has changed from \$200 to \$400. For six- or seven-night cruises, the

deposit has increased from \$250 to \$500. And, for cruises that are 10 or more nights in length, the deposit has increased from \$250 to \$700. In addition, the deposit for room categories 4-12 has increased on cruises that are 10 or more nights in length from \$250 to \$350.

Deposits for suites for all cruises are now required within three days of booking rather than seven days. Deposits for staterooms in categories 4-12 are required in five days rather than seven days.

Final payment for suites is changed from 60 days to 90 days, and final payments for staterooms in categories 4-12 has changed from 60 days to 75 days for three to seven-night cruises, and from 90 days to 75 days for 10+ night cruises.

## 2.1 3, 4, 7 or special 10, 11 and 14 Night Cruises:

The Disney Cruise Line® regularly offers three, four and seven-night cruises. There are also several special 7, 10 and 11 night cruises during 2004, 2005 and 2006. The Disney Wonder typically sails the three and four night cruises and the Disney Magic typically sails the longer cruises. Still no word on the 2007 schedule or ports!

### The three night cruise itinerary for the Disney Wonder:

Day 1 Thu. Depart Port Canaveral  
Day 2 Fri. Arrive Nassau (9:30am) departs 10:30pm.  
Day 3 Sat. Arrive 8:30am in Castaway Cay departs 4:30 PM.  
Day 4 Sun. Arrive 7:35am in Port Canaveral. Disembark about 9:00 AM.

### The four-night cruise itinerary for the Disney Wonder:

Day 1 Sun. Depart Port Canaveral.  
Day 2 Mon. Arrive 9:30am in Nassau, Deck party night, Depart 10:30pm  
Day 3 Tue. Arrive 8:30am in Castaway Cay; depart 4:30 PM.  
Day 4 Wed. Day at sea  
Day 5 Thu. Arrive 7:35am in Port Canaveral. – Disembark about 9:00 AM.

The Disney Wonder 4 day cruise no longer stops at Freeport.

### The Disney Magic departs on her seven-night Eastern Caribbean itinerary on alternate Saturdays from Port Canaveral, FL except as noted below. The itinerary is as follows:

Saturday Depart from Port Canaveral  
Sunday At Sea  
Monday At Sea  
Tuesday Arrive 8:00am St. Maarten, Depart 7:00pm  
Wednesday Arrive 8:00am St. Thomas, Depart 4:30pm  
Thursday At Sea  
Friday Arrive 9:30am Castaway Cay, Depart 4:30pm  
Saturday Arrive 7:35am Port Canaveral

### The Disney Magic departs on her seven-night Western Caribbean itinerary on alternate Saturdays from Port Canaveral, FL except as noted below. The itinerary is as follows:

Saturday Depart from Port Canaveral at 5:00 PM.  
Sunday Arrive in Key West at 12:30pm, depart at 7:00pm  
Monday Day at Sea  
Tuesday Arrive in Grand Cayman at 7:30 am; Last tender 4:30 pm.  
Wednesday Arrive in Cozumel at 10:30 am, depart 10:30pm.  
Thursday Day at Sea  
Friday Arrive at Castaway Cay at 9:30 AM; depart at 4:30 pm.  
Saturday Return Arrive 7:35am Port Canaveral

### Two Disney Magic Cruises (one each in 2005 and 2006) will feature 2 days at Castaway Cay: November 19, 2005 and November 18, 2006.

Saturday Depart from Port Canaveral at 5:00pm.  
Sunday Arrive Castaway Cay 8:30am, depart 2:45pm  
Monday Day at Sea  
Tuesday Arrive in Grand Cayman at 8:30 am; depart at 4:30 pm.  
Wednesday Arrive in Cozumel at 10:30 am, depart at 10:30pm.  
Thursday Day at Sea  
Friday Arrive at Castaway Cay at 9:30 am; depart at 4:30 pm.

Saturday Return to Port Canaveral at 6:00 am; debark at 7:35 am.

**While the Disney Magic was in California during the summer of 2005, she sailed 7 night Mexican Riviera cruises departing every Saturday from May 28, 2005 through August 13, 2005:**

Saturday Depart from Los Angeles at 5:00 PM.  
Sunday Day at Sea  
Monday Day at Sea  
Tuesday Puerto Vallarta at 8 a.m.; depart at 7:00 p.m.  
Wednesday Arrive in Mazatlan at 8 a.m. depart at 7:30 p.m.  
Thursday Arrive in Cabo San Lucas at 7:30am., depart at 3:30 p.m.  
Friday Day at Sea  
Saturday Arrive at Los Angeles debark the ship at 8:30 a.m.

**Disney Vacation Club Member Cruise** – 4 Night Disney Wonder departs September 4, 2005. Ports of Call are Key West and Castaway Cay! Reservations on October 23, 2004 **sold out** by mid afternoon.

**From May 27 - Dec. 9, 2006**, the Disney Magic will offer an alternate western Caribbean itinerary, every fourth week, calling twice at Castaway Cay and adding a new port of call, Costa Maya, coupled with a stop at beautiful Cozumel and two magical days at sea. This itinerary complements the already popular seven-night eastern and western Caribbean itineraries scheduled for the Disney Magic in 2006. Dates for this special cruise are: May 27, June 24, July 22, August 19, September 16, October 14, November 11, and December 9<sup>th</sup>.

Saturday Depart from Port Canaveral at 4:00 pm.  
Sunday Arrive Castaway Cay 8:30am, depart 4:30pm.  
Monday Day at Sea  
Tuesday Arrive in Costa Maya at 7:30 am; depart at 5:30 pm.  
Wednesday Arrive in Cozumel at 7:30 am, depart at 10:30pm.  
Thursday Day at Sea  
Friday Arrive at Castaway Cay at 9:30 am; depart at 4:30 pm.  
Saturday Return to Port Canaveral at 6:00 am; debark at 7:35 am.

**Still more Special 2006 Itineraries!** – The Disney Wonder cruise ship will embark on two special 10- and 11-night cruises to the Southern Caribbean in September 2006. This marks the first time Disney has offered cruises longer than three- or four-nights aboard the Disney Wonder. The Southern Caribbean itinerary includes exotic ports such as St. Thomas, St. Lucia, Barbados, Antigua and St. Kitts. Barbados and St. Kitts are new ports of call for Disney Cruise Line. The 10-night cruise will depart on Sept. 7, and the 11-night cruise departs on Sept. 17, 2006.

**September 7, 2006 - 10 nights**

Thursday - Port Canaveral  
Friday - At Sea  
Saturday - At Sea  
Sunday - St. Thomas  
Monday - St. Lucia  
Tuesday - Barbados  
Wednesday - Antigua  
Thursday - At Sea  
Friday - At Sea  
Saturday - Castaway Cap  
Sunday - Port Canaveral

**September 17, 2006 - 11 nights**

Sunday - Port Canaveral  
Monday - At Sea  
Tuesday - At Sea  
Wednesday - St. Thomas

Thursday - St. Lucia  
Friday - Barbados  
Saturday - Antigua  
Sunday - St. Kitts  
Monday - At Sea  
Tuesday - At Sea  
Wednesday - Castaway Cay  
Thursday - Port Canaveral

Rates for the 10-night Southern Caribbean cruise start at \$1,299 per person and the 11-night voyages begin at \$1,499 per person.

Voyages to the Southern Caribbean add to an already diverse 2006 schedule of sailings. Starting May 27 and departing every fourth week through Dec. 9, 2006, Disney Cruise Line will offer alternate Western Caribbean cruises aboard the Disney Magic® that includes two stops at Disney's private island, Castaway Cay, coupled with a new port of call, Costa Maya, and Cozumel.

\*\*\*\*\*

Keep in mind each ship's Captain has the authority to alter the itinerary to suit weather conditions. They have periodically rearranged the itineraries, removed and substituted ports or cancelled port stops completely depending on the weather (such as during the Hurricane season of 2004). If you have something to do ashore on a particular day that is absolutely important, like getting married (don't laugh, it's happened that a ship has skipped the port in which the family was waiting for the bride and groom aboard the ship) then perhaps you should get there by some other means. No matter what, the Captains always try to give you the best cruise experience that King Neptune will allow.

What are the differences between a three-night and four night cruise? Besides the extra day at sea, four-night cruisers have a better chance of being able to dine at Palo without missing out on one of the three restaurants in the rotation. (See Boarding Scramble, section 2.9 and Dining Rotation, section 4.3) The four-night cruises are scheduled so that if you are rained-out of Castaway Cay or prevented from berthing because of high seas, the captain has the option of trying again the next day on your day-at-sea. The 3 night cruises depart every Thursday while the 4 night cruises depart every Sunday from Port Canaveral.

All things being equal, we would recommend the 4 night cruise. We felt that on the 3 night cruise, you are just getting settled in when its time to pack up and depart. Also, we feel the 4 night cruise offers a better value for the money. However, for those who are unsure about cruising or have limited resources (time off and money), the 3 night cruise works great because it is less expensive and travels over the weekend!

## 2.2 Walt Disney World.

Walt Disney World is a vacation all by itself, however if you wish to combine your cruise with a resort stay, the Disney Cruise Line® offers combined land/cruise packages. You can select three nights at WDW and four aboard the Disney Wonder or four nights at WDW and three aboard the Disney Wonder ( that include a pre-cruise stay at Walt Disney World.) The resorts offered with the Land/Sea packages are: Disney's Grand Floridian Resort & Spa, Disney's Beach Club Resort, Disney's Polynesian Resort, Disney's Animal Kingdom Lodge, Walt Disney World Swan, the Walt Disney World Dolphin, Port Orleans Riverside or French Quarter and Caribbean Beach Resort. These packages can be purchased with or without air travel and with or without luggage and coach transfers. The Disney Cruise Line® also offers a cruise only package for the three and four night cruises. Determine your travel plans, budget and be sure to price out the options to see what works best for you.

To most people, allowing only three or four days at WDW is not nearly enough, so many have added on to their land portion, but there have been a lot of comments that adding days on the standard WDW/DCL package is difficult and expensive. If this is in your plans, consider booking the additional days separately from the land/sea vacation.

**TIP:** If you have booked a Disney "land and sea" package consider arriving a day early and booking a separate "room only" reservation at the same Disney World resort that will be included in your land and sea package. If you arrive in the late afternoon or evening of the first day of a "land and sea" package you will not have much time to use your park passes that first day, even though you are paying for a full day of passes. Instead, by arriving a day early and booking a "room only" reservation, you can skip the theme parks and

relax at your resort that first night. Then when your “land and sea” package starts on the second day of your visit you can get your park passes early and enjoy a full day of touring the theme parks. When you make your reservation for your “room only” be sure and tell Disney that you are starting a “land and sea” package the second day. Remind them again when you check in that first day. The resort will do it’s best to set it up so that you can keep the same room when your “land and sea” package starts the second day.

We could write an entire guide on the Walt Disney World vacation alone, in fact, we just happen to have one online for you to use. This Magical Disney Cruise Guide will only deal with Walt Disney World only as it pertains to the Disney Cruise Line®. For comprehensive information on the Walt Disney World portion of your vacation, visit our online guide, Deb’s Unofficial Walt Disney World Information Guide. <http://allearsnet.com>

The official Walt Disney World web site: <http://www.disneyworld.com>

### **2.3 Stateroom Costs and Discounts.**

The least expensive cabin price will be available when the booking for a sailing is first announced. As time goes by and the ship begins to fill, the price begins to rise.

When booking a Disney Cruise, the first two people, regardless of age will pay the adult fare. Then, the others in your cabin will pay their fare depending on their age. So, if an adult and a child cruise, they will both pay adult fares. DCL considers children over age 12 to be adults for fare purposes. Unfortunately, most of the staterooms have been designed for families of three or four. If your family has five or six, you are required to book a stateroom of no less than category 4, a family suite with a veranda.

**TIP:** For a family of five on most cruise dates you will find it is less expensive to book two inside category 11 staterooms, two deluxe inside category 10 staterooms, or two deluxe outside category 9 staterooms when compared to the price of booking ONE category 4 stateroom. If you don’t have your heart set on the balcony that comes with the category 4 staterooms, you’ll find you will have much more room in booking two lesser level staterooms. We recommend booking connecting category 10 or category 9 staterooms for a family of 5 – then your staterooms will have an interior door between the two rooms (the category 11 staterooms can be next to each other but not with a connecting interior door). Category 10 and above Staterooms also get the “split bathroom”. Disney requires one adult be on each room’s reservation, but once you are on the ship you can sleep in the two rooms as you wish (2 adults in one room, 3 kids in the connecting room next to it if you wish).

Also, Disney is firm on the “4 people to a stateroom” requirement regardless of the age of the 5<sup>th</sup> person. If you have 4 people in your family and an infant as the 5<sup>th</sup> person, Disney will not let you book a stateroom for four even if you think you can fit 5 in the room with no problem. In this way the cruise is different than rooms at a Disney World resort (where you can have 4 people plus an infant in a room designed for four).

**Military Discounts:** We are unaware of any Military Discounts right now, but it never hurts to ask when you contact Disney or your travel agent.

#### **Early Booking Savings:**

Book a Disney Cruise Line® vacation early to receive savings from \$100 to \$890 per stateroom for a 7-day package and from \$30 to \$650 per stateroom for a 3-or 4-day cruise package. By booking early you will have the best choice of available staterooms and, if you booked a land/sea package, accommodations at Walt Disney World.

#### **The Disney Visa card:**

Disney has a branded Visa card issued by Bank One. Like every other Visa card, it is accepted in billions and billions of places throughout the Galaxy. The difference is, the Disney Visa card allows you to accumulate points to use on Disney vacations services and merchandise. Disney has offers where you can get an onboard credit on many sailing dates if you pay for the cruise in total with your Disney Visa. You can get more information at: <http://disney.go.com/visa/index.html>

#### **On Board Booking Specials:**

While on board a Disney Cruise, specials are often offered for future cruises, “if you book now”. These involve either an on board credit or lower fare or both. If you decide to book on board, you can always have the reservation transferred to whatever Travel Agency or Group you would like to take care of your reservation for you. Also, if you decide to change the date of the cruise you book on board, USUALLY the



specials will transfer to your new reservation. Be sure to inquire about this, however, before you cancel or change bookings.

**AAA Member Benefits:**

Guests booked through a valid AAA Agency will receive an AAA Diamond Card in their Guest Ticket Booklet (1 per stateroom). Guest will need to present the card and their Key to the World Card to receive the following benefits:

2.13.1 Land/Sea package: Access to AAA VIP lounge located in Tomorrowland at Magic Kingdom.

Guests who purchase pre nights have access to the VIP lounge during their pre stay.

2.13.2 During the Cruise:

2.13.2.1 Shipboard Credit based on your cruise price.

2.13.2.2 10% off bicycle rentals, floats and snorkel rentals at Castaway Cay.

2.13.2.3 10% off merchandise at Treasure Ketch. Each purchase must be a minimum of \$75 to receive the discount.

**Florida Resident Special Rates:**

Disney Cruise Line® periodically offers special savings for Floridians so be sure to ask! Florida resident specials typically come out two to three months ahead of time but don't wait until then to book. Instead book early and have your travel agent change your rate later to the Florida resident rate if one is offered. By booking early you will have a better choice of staterooms, and you will get to keep that stateroom if the Florida resident rate is offered later. Disney will not call you to tell you that there is a Florida resident rate on your cruise, however. Instead call yourself periodically to see if a lower rate is available or if you booked with a travel company, have your travel agent monitor this for you. Don't wait too long! When a Florida Resident rate is offered Disney has a limited number of staterooms they will sell at that rate.

**TIP:** Only one person in the stateroom has to be a Florida resident to get the resident rate for the entire cabin. If you as a non-Florida resident have your own cabin, and you are traveling with a couple of Florida residents in a separate cabin consider placing one Florida resident on each reservation to get the lower rate for both cabins. Then once you are on the ship you can arrange yourselves as you wish in the two cabins.

**Castaway Club:**

If you've previously cruised with the Disney Cruise Line®, you're a member and you may qualify for some special perks. See section 13.6 for more information.

**2.4 Travel Insurance:**

The cruise must be paid in full no later than 75 days prior to sailing. Up until that point, you can receive a full refund on the amount you've paid. However, if you cancel within the 75 day window, penalties do apply (See Section 2.5).

Travel insurance is a way to hedge your bets against losing the money. Is it worth it? The answer to this question depends on your situation. It's important to know exactly what it covers and you'll need to evaluate whether you are at risk for any of the situations. Most insurance policies cover: trip cancellation, trip interruption, travel delay, baggage loss, baggage delay, emergency medical transportation and emergency medical and dental.

Consider the cost of the insurance vs. the benefits and whether or not you just might need the insurance to determine whether or not to buy. A few medical insurance policies cover you for treatment in non-US hospitals and some travel to return to the US. Check your policy before buying duplicate coverage.

For comparison purposes, the following is the approximate price for the travel policy that you can buy from Disney:

3-Night (1-2 people each)	\$49
3-Night (3 + people each)	\$39
4-Night (1-2 people each)	\$59
4-Night (3 + people each)	\$49
7-Night (1-2 people each)	\$99
7-Night (3 + people each)	\$59

It helps also to shop around for insurance. Ask your travel agent if they have any good insurance carriers. Keep in mind that the Disney insurance will cover only those parts of your trip that you have booked with Disney. If you booked your own airfare separate from the Disney cruise package, for example, the Disney insurance won't

cover the cost of the air. This is another reason to consider a third party insurance carrier. <http://www.csatravelprotection.com> is one third party insurance carrier that provides good service. Readers have also suggested: [travelguard.com](http://travelguard.com).

## **2.5 Cancellation Policy:**

Be sure to pay attention to the cancellation schedule. Once you get within 90 days of your cruise, penalties will apply. Unlike regular WDW room only reservations, you can't cancel the week before and expect a refund!

Cancellations must be made by telephone or in writing. Changes to the vacation commencement date or changes of Guest names will be considered cancellations. If the cancellation request is received (90 or more days prior to vacation commencement date for Category 1 through 3; 75 or more days prior to vacation commencement date for Category 4 through 12), 100% of the amount of the vacation price paid will be refunded. Cancellation requests received (less than 90 days prior to the vacation commencement date for Category 1 through 3; or less than 75 days prior to the vacation commencement date for Category 4 through 12), will be assessed cancellation fees as follows (regardless of resale of stateroom or hotel room):

- 89-45 days prior to vacation commencement date (Category 1 through 3), deposit amount per Guest
- 74-45 days prior to vacation commencement date (Category 4 through 12), deposit amount per Guest
- 44-8 days prior to vacation commencement date, 50% of vacation price per Guest
- 7 days or less prior to vacation commencement date, no refund

No refunds will be made in the event of interruption or cancellation by the Guest after vacation commencement date. All appropriate refunds will be made directly to the Guest's credit card account or through the Guest's Travel Agent if the reservation is made through a Travel Agent. Disney Cruise Vacations is not responsible for the receipt of refund monies by Guests from their Travel Agents. All travel documents including airline tickets must be returned before refund processing can begin. Certain Travel Agents may withhold an agency cancellation fee. Disney Cruise Line reserves the right to restrict any changes to a reservation. All changes are subject to availability. Please note that changes made to overall party size may result in a change to the rate. For your peace of mind, we recommend the purchase of the Disney Cruise Vacations Protection Plan. Insurance is not in effect until final vacation payment is made. Payment must be made at least 60 days prior to vacation commencement date.

Disney Vacation Club Members using points to cruise will be assessed a \$75 transaction fee.

In addition, there is a non-refundable service fee of \$35 which applies for document reissue, air changes and name changes beginning 30 days prior to vacation commencement.

## **2.6 DCL Brochure and Video:**

To obtain a copy of the cruise planning guide, call Disney Cruise Line® at 1-800-700-6622 to request a copy of the DCL planning video from a real live cast member. You can also call the automated touch-tone system at 1-800-782-8411. Call 1-800-437-6188 for a WDW and DCL video. You can also visit the official Disney Cruise Line® website at: <http://disneycruiseline.com>

## **2.7 The Weather:**

The weather in central Florida, the Bahamas and the Caribbean is normally wonderful year-round, but there are times when it is colder. You should also take hurricane season into consideration in your vacation planning. Hurricane season officially runs from June until November with the greatest chance of encountering a hurricane in August, September and October.

It rains year-round in Florida, so always be prepared by bringing along a poncho. Inexpensive ponchos that come packed the size of a fat wallet can be purchased before your vacation at stores such as Target or Walmart (look in the camping sections) for \$1. Sometimes the Dollar Store sells them 2 for \$1. Information on the current weather, short-range predictions and hurricane information can be found at the Orlando Sentinel site: <http://www.weatherpoint.com/sentinel/>

A wave height predictor can be found at: [http://152.80.56.202/wam/all\\_natl.html](http://152.80.56.202/wam/all_natl.html)

Orlando Yearly Weather Patterns

MONTH	AVG. MIN. TEMP.	AVG. TEMP.	AVG. MAX. TEMP.	AVG. RAINFALL
Jan.	50.7 ° F	61.2 ° F	71.6 ° F	2.33 in
Feb.	50.0 ° F	60.9 ° F	71.8 ° F	4.00 in
March	55.5 ° F	66.5 ° F	77.5 ° F	3.24 in
April	61.3 ° F	72.7 ° F	84.0 ° F	1.30 in
May	66.9 ° F	77.7 ° F	88.4 ° F	3.10 in
June	71.7 ° F	81.1 ° F	90.5 ° F	7.53 in
July	73.5 ° F	82.8 ° F	92.1 ° F	7.15 in
Aug.	73.7 ° F	82.6 ° F	91.4 ° F	7.07 in
Sept.	72.7 ° F	81.0 ° F	89.3 ° F	6.27 in
Oct.	66.6 ° F	75.3 ° F	84.1 ° F	2.86 in
Nov.	56.9 ° F	67.0 ° F	77.0 ° F	1.65 in
Dec.	51.8 ° F	62.3 ° F	72.9 ° F	2.01 in

Source: Southeast Regional Climate Center

Beware of high seas especially during hurricane season, August through November or other times when there are storms in the Caribbean. Cruisers have reported that when hurricanes pass near Eastern Florida, the Disney ships can roll enough to get a large portion of the passengers and crew sick. (Section 13.11 Sea Sickness) During these times, DCL may, at their discretion, alter the itinerary to avoid bad weather or may skip ports that are difficult to enter. The Disney Magic has gone so far as to have berthed in Ft. Lauderdale and bussed passengers to and from the terminal when the port authorities closed Port Canaveral during the 2004 hurricanes. Also, while 2004 Hurricanes Charley and Frances were in the Caribbean, the Disney ships went to other ports. No matter what, the ships will cruise, so always count on going on your cruise. You just might end up leaving from or returning to an alternate port and stopping somewhere besides your regularly-scheduled ports.

DCL is not required to compensate guests when they alter itineraries, but they often have some compensation varying from additional activities and shows to even discount coupons for future cruises. There is no known monetary or future cruise discount offered for altered itineraries. If the cruise is going to be a once in a lifetime experience, you should consider avoiding hurricane season. Of course the up side to cruising during hurricane season is that you can save big and most people experience a relatively weather-free cruise. It's just a chance that you might decide to take.

## 2.8 Cruise Documents:

Your cruise documents should arrive about two-four weeks before you depart. When they arrive open them immediately to make sure the names and dates are accurate. Take time to read everything in the package and fill out the paperwork (there isn't much) before you leave on vacation. Read the Magic Passport to familiarize yourself with the services and events on board. There have been cases where the documents didn't arrive until days before. DCL was able to overnight the package before the cruisers left home but that was cutting it way too close. If all else fails and you still don't have your docs, you can get them delivered pier side or to your hotel.

Non U.S. Citizens must have a valid passport.

Birth certificates: For US Immigrations, you will need to prove that you belong in the US before they will let you back in (this changes December 31, 2005 see below!). A passport will always work for ID at registration, otherwise, a birth certificate with raised seal and photo ID or green card is sufficient. The documents state that you need a raised seal on your birth certificate. If you don't have a drivers' license you'll need a state ID card or another government-issued picture ID. Minors don't need a photo ID, just a birth certificate. There is a web site from which you can order a birth certificate from your birth place, or get the contact info if you want to do it yourself. Check [www.vitalchek.com](http://www.vitalchek.com).

**IMPORTANT NOTE: Effective December 31, 2005 you must use a Passport (not a birth certificate) for all travel in and out of the Caribbean. As of December 31, 2006, you must use a Passport for travel in and out of Mexico. By December 31, 2007, as Passport will be needed for any border crossing.**

You can read all about the passport requirements and procedures and get the passport applications at the U.S. State Department site: <http://travel.state.gov/passport/index.html> Your local US Post Office can also accept Passport applications.

It normally takes six weeks to get your passport or two weeks if you pay an expedite fee.

If you don't have the passport or Birth certificate and driver's license, check with the US State Department's web site for lots of information. <http://travel.state.gov/> .

If you are divorced and traveling outside the country with your children, check your divorce documents for possible restrictions. It is also wise to have a letter from your ex-spouse, notarized if possible, giving you permission to leave the country with them. We haven't heard of it being required, but it's good to be prepared.

Generally if you are the natural parent of the child you are bringing, Disney won't ask for the letter from your ex-spouse. If you are bringing someone else's child (say as a guest of your children) then you **will** have to get the child's parent to sign and have a notarized form in your cruise documents.

A pregnant guest CANNOT travel past her 24th week of pregnancy. A Medical Clearance Form will need to be completed that lists all of her medical needs. This form MUST be completed REGARDLESS of how far along she is in her pregnancy. One of the representatives from DCL's Special Services department will contact her.

### **2.9 Disney Vacation Club (DVC):**

Disney Vacation Club members can use their points to cruise. It isn't the most economical way to cruise but it is a popular option for some members. Generally, you will receive more value out of your points by using them at one of the DVC resorts. Some DVC owners have rented their points (at around \$10/point) and used the proceeds to pay cash for the cruise, rather than sailing on points. These DVC owners report they have saved money this way, and some were able to take advantage of specials by paying. You can get the DVC point schedule from member services or the DVC web site. <http://dvc.disney.go.com/dvc/index>

When you are ready to book your cruise using DVC points, call DVC Member Services at (800) 800-9800, listen to the recording and press the correct number. The Member Services Cast member will need your Membership number. Give them the date you want to cruise and how many in the party. They will tell you how many points depending on what Category you want. You will also be asked if you want to use cash or points for the 2nd person. You will also have to pay a one-time \$75 (non-refundable) fee. They will check availability and you are booked. Periodically a special DVC Member cruise is offered

### **2.10 Magical Treasures:**

Magical Treasures are departure gifts that can be sent to your cabin. The gifts, however, are relatively expensive. If you didn't get a Magical Treasures catalog with your document package and want one, call 800-601-8455 (8:30 - 5:30 EST). You must order your gifts a few days before departure to assure that they will be in the cabin. One nice gift for you or to surprise someone is the Champagne and Chocolates Bon Voyage gift.

Some folks report a local vendor, The Perfect Gift, as a great place to purchase cruise gifts. This site has information on both: <http://www.angelfire.com/my/disneycruiser/dclbuy>.

**IMPORTANT** -- If you get fresh fruit or vegetables in your gift, be sure to eat them on the ship as you won't be able to take them back into the U.S. The Department of Agriculture won't allow it for fear of importing foreign pests that might infest U.S. crops.

**TIP:** Do you want to get a gift for someone taking the Disney cruise but you are not sure what to get? An onboard credit is a good option. Onboard credits can be purchased in multiples of \$25 (\$25 is the minimum) and given as a gift – you can tell Disney what you want the card to say accompanying the onboard credit announcement which will be waiting for the guest in the stateroom. The onboard credit is subtracted from the guest's stateroom account balance at the end of the cruise. Onboard credits cannot be redeemed for cash after the cruise.

### **2.11 Getting to the Ship:**

Our number one tip is to arrive in Florida the day before you are scheduled to sail, if at all possible! Transportation and weather delays can spring up at the last minute and you run the risk of missing the boat, literally! The cruise ship will not wait for you, even if a snow storm delays your flight.

When you purchase directly from the DCL, transportation to the Port is an option that can be purchased. These optional transfers are a seamless way to get you from the airport to the ship and back to the airport without worrying about carrying luggage or renting cars. You attach the special DCL tags to your luggage at home and check the bags at your local airport. You do not need to pick them up at the Orlando airport; the Disney Crew Members pick them up for you and carry them to your stateroom aboard the Magic or Wonder. If you take Disney transportation between your WDW resort and the ship, you just leave the bags in your room and they take them to the ship for you and deliver them to your cabin usually before dinner. If you board at a WDW resort, we advise that you keep your luggage with you and bring it right to the bus you will be on. Take it to the check-in area yourself.

When Disney books your air, they buy in bulk and won't assign seats until the last minute. In order to get your family seated together, get your seat assignments as soon as possible. This may require calling the airline office, or even visiting your local airline office.

If you traveling via Disney Cruise Line® motor coach, a crew member will meet you at the end of the tram area at the airport and direct you to the first floor (ground transportation).

**TIP:** You'll want to sit as close to the front of the coach as you can. This will put you in the front of the line and speed your check-in. It also gives you a chance to ask questions of the DCL rep on the coach before you arrive.

You may get the transfers from DCL. To buy them, you order them with your package, buy them from the DCL agent at the Orlando airport or at one of the hotels included in the packages. You must buy the voucher at the hotel at which you will be boarding the coach. The DCL desk at each hotel is staffed from 8AM to 12 noon daily.

Ground Transportation Pricing: Below is the pricing for ground transportation.

One Way (airport to WDW)	\$20
One Way (all other)	\$25
Cruise Only (2 legs)	\$49
Land/Sea (3 legs)	\$69

The DCL motor coach runs from/to:

Orlando International Airport to Port Canaveral  
Port Canaveral to Orlando International Airport  
Walt Disney World Resort To Port Canaveral  
Port Canaveral to Walt Disney World Resort

The Walt Disney World Resort locations include the following hotels only:

Disney's Grand Floridian Resort & Spa  
Walt Disney World Swan & Dolphin  
Disney's Board Walk Inn & Villas  
Disney's Contemporary Resort  
Disney's Polynesian Resort.  
Disney's Port Orleans Riverside (Dixie Landings Resort)  
Disney's Port Orleans Resort.  
Disney's Beach Club Resort.  
Disney's Caribbean Beach Resort.  
Animal Kingdom Lodge

Many cruisers have found it less expensive to book their own air transportation for the cruise. If you do this, you can still use the DCL land transportation option to get yourself and your luggage around Florida. You need to tell DCL what airline and flight you will be on and they will intercept your luggage and move it for you. They will also meet you at the gate or the tram and escort you to the bus.

Parking at the Port Canaveral terminal is \$10.00 per cruise night for vehicles less than 20 ft. long and \$20/night for vehicles over 20' long. The parking lot is paved, gated and lighted. Cash, Master Card or Visa credit cards are accepted. You must pay when you park, before departure. After the 9/11 attacks, DCL established a security zone around the immediate terminal where no parking is allowed.

A new drop off and pick up location opened in December 2004 which makes transporting luggage and "meet and greets" much easier.

If your schedule and mode of transportation allows, try to go early. Allow extra travel time because of the heavy traffic leaving Orlando on Fridays. Once you reach Cape Canaveral the signs to Disney Cruise terminal are easy to follow (exit A.) You will see the ship well before reaching the bridge. In fact, see who in your party can spot the ship first!

If you are arriving at the airport for the cruise only and using Disney transportation you will probably be directed to the Disney coach terminal at the far end of the terminal a baggage claim area. (Side A Sections 20-23 or 28-31 at the airport). When you get there, a Crew Member will ask if you are doing the land/sea or the cruise only. You will get a pink ticket to get on the 1<sup>st</sup> bus to the pier. When you get to the pier, go to the counter; present your IDs, birth certificates etc. You will get your Key to the World and board at 1:00 or a little sooner.

If you are traveling into Orlando by air on the sailing days, please arrive at Orlando International Airport no later than 12 noon and make certain you have your transportation to the Port arranged in advance! For flights returning home after the cruise, please do not book a flight with a departure time earlier than 1:00pm on the cruise return date. (We've often had noon flights and it's worked just fine).

**TIP:** If you are staying at Disney World you will arrive at the port between 1:30 and 2:30 pm if you use Disney transfers from a Disney World resort to the port. We have known people who have missed out on

Palo reservations because of this late arrival. Disney typically starts boarding around 12:00-12:30 pm (though the "official" boarding time is 1 pm) and those that board early get the first crack at Palo reservations. If you have your heart set on eating at Palo and were unable to obtain online reservations (see section X) we suggest arranging your own transportation to the port so that you can be one of the first on the ship (a private town car company will provide this service). Roundtrip cost from WDW or the Orlando airport to the Port is approximately \$210 plus gratuity.

A thrifty traveler suggests: "Why buy transfers? Just rent a car from AVIS, Budget or Hertz and drive yourself to Port Canaveral. After you turn your car in, the car rental agency will take you to the port. Renting a car for one day is still cheaper than buying 3 or 4 transfer tickets".

Which leaves the question: How do you get back to the airport? You can buy a transfer back to the airport from DCL agents OR do another one day car rental.

If you have a land package prior to the cruise at a Disney on-site hotel, you will more than likely be taken down to the 2nd level of the airport, the Baggage Claim level where outside, curbside at any of 3 locations, United, Delta, or American Airlines. There you will be directed to a Mears Booth to redeem your transfer coupons and board an 11 passenger van and taken to the hotel of your choice. The Mears vans are white with black stripes on them and have the word "Mears" on the side. They operate 24 hours a day and leave every half hour (sometimes as frequently as 15-20 min.) If you need further info, the 800 number for Mears Transportation is 1-800-759-5219. The local number is (407)-423-5566. (Courtesy of Divaofdeep.)

If you want to arrive the night before your cruise-only vacation, the Ron Jon Resort is very popular. There used to be an Avis car rental there, but they moved to a different facility farther away. There is also a Hyatt at the airport for about \$119 per night (check around on the internet, the DCL "special price isn't always so special) that is actually a part of the terminal. You won't need to take a hotel shuttle because you're always there. The Hyatt works great especially when your flight gets in later in the evening! You can also try priceline.com and specify an airport location. Most of the airport areas have shuttle vans or busses. Most require that you call after you get your luggage and they'll "send the van over".

Day Prior Flight Option...DCL offers a Day Prior Flight Option for all gateways with a 3-night or 4-night cruise only vacation, a 7-night land and sea vacation, or a 7-night Eastern Caribbean Cruise. East Coast Gateways with Day Prior timing option for a Land/Sea product will be departing no earlier than 10:00 a.m. and arrive no later than 6:00 p.m. If you select this option, you will stay in a hotel adjacent to the airport and sent to the Terminal the next morning by motor coach. When selecting the night before option, be sure to know that you will not see your luggage until you get onto the ship. Be sure to bring a change of clothes in your carry-on bags as well as the other items mentioned in section 2.12, Your Carry-On Bag (below).

Pre-Night Stays at Hyatt Orlando Airport Hotel... West Coast guests on any of these above mentioned sailings that have purchased the air package will continue to have the choice of a redeye flight or complimentary night stay at an airport hotel. For the rest of the guests that want to arrive the day before and stay at the Hyatt Orlando Airport, we wouldn't consider the per night prices offered by Disney a good deal by any means. A look at the web page ([www.hyatt.com](http://www.hyatt.com)) shows a number of deals for less. Consider booking the hotel on your own.

If you want to book your own travel between the Orlando and Walt Disney World or Port Canaveral, consider using a private ground transportation service (town car, limo or van). They greet you at baggage claim with a personalized sign for your group and are there when you are ready to return to the airport. One negative is that you don't get to experience the excitement of the drive to the port in the Disney bus with other excited passengers nor will you get to view the preview video that is shown on the bus.

**2.12 Your Carry-on Bag:** If you use the Disney transportation option, you will not have access to the items packed away in your luggage. While most luggage reappears late afternoon on the ship, occasionally the luggage is delayed until the evening. Unfortunately for a few, this has caused delays, disappointments and grief. To avoid this, we recommend that you pack a carry-on bag and with the things that you think you might need from the time that you drop your luggage off at your home airport until your first evening. In your bag you should have:

- Travel documents (air tickets, cruise tickets, passport/birth certificate and photo ID)
- Reservation documents for hotel, cruise and ground transportation.
- Bubbles for the bon voyage party.
- Bathing suits if you want to go into the pool after boarding. (Towels will be in your stateroom)
- Your copy of the Magical Disney Cruise Guide.
- Medicine, prescription and motion sickness.
- Camera and film or Video camera, batteries and tape.
- Two-way radios. (talkabouts)

- Consider taking your semi-formal clothes aboard as carry-on luggage in a garment bag. If your bags are delayed AND you have the early seating AND you draw Lumiere's/Triton's as your first dining room you may not have the proper dress for dinner. It does happen and you wouldn't want to have to go to dinner in your shorts would you? (It occasionally happens and they do understand)
- A change of clothes for everyone. If you opted for the night before flight through Disney, you won't see your checked luggage until you reach your stateroom well into the afternoon.

We'd be remiss if we didn't mention somewhere in the Magical Disney Cruise Guide the famous and fabulous Calgon's Ultimate Packing Lists. Calgon, a cruise addict has created a series of wonderful cruise packing lists that contain everything that you could possibly need on a cruise. They may be found at:  
<http://www.geocities.com/calgon1/>

### **2.13 Check-in, Boarding and the Reservations Scramble:**

**Check-in** -- Once you arrive at Port Canaveral and cleared the initial check-in and security, proceed up the escalators to the main port hall.

If you have done the 7-Day land/sea vacation package, you've already presented your documents at the hotel, so you've already checked in. You may walk aboard as soon as the gangway opens.

If you're arriving at the terminal for the cruise-only and have not checked in via your Disney Resort, now is the time. Cast members will be located in this area to assist with any questions you may have. Be sure to have your Cruise Documents fully filled and out signed prior to getting into a check-in line. Questions about what to fill out? Ask the Cast Member. There are tables and pens available for you to use.

Check-in desks are on the left side of the terminal -- present your travel papers, identification and receive your Key to the World card. If you have previously sailed on a Disney Cruise Ship, you are automatically a member of the Castaway Club and there is a special check-in line for you at the far end of the counter. Sometimes this line is shorter, other times the regular line will be shorter, so check. Once processed, you will be given your Key to the World Cards which act as door keys and charge cards for your stay onboard. The cards also have series of numbers written on them which indicate your Dining Seating (early or late), your Dining Table Number and your dining rotation. TAPT for instance means you dine first at Tritons, then Animators, then Parrot Cay and then Tritons again. You will also receive a "Welcome Aboard" flyer that has information for the afternoon as well as a map of the ship on the reverse side.

**Boarding** official begins at 1:00pm, but if the ship is ready, boarding will begin a bit earlier. Note that your stateroom will not be ready until 1:30pm (strictly enforced). Luggage will be delivered throughout the day until 5:30pm. Late arrivals mean late luggage arrivals too!

#### **Revised Disney Cruise Line® Policy for Guests Regarding SARS**

In an effort to take precautions against SARS-related illnesses, Disney Cruise Line® revised its boarding policy. Effective April 17, 2003, guests who have been in Mainland China, Hong Kong, Singapore or Hanoi, Vietnam within the last 10 days of their sail date will not be allowed to board. Disney Cruise Line® will work with any guest affected by this change to make alternate arrangements.

While no SARS-related illnesses have been reported aboard Disney Cruise Line®, we are taking extra precautions along with nearly all major cruise lines to safeguard the well-being of both guests and crew members.

Unfortunately for many, the easy boarding becomes the reservations scramble once the gangway opens. Fortunately, the Disney Cruise Line® has listened to feedback from returning cruisers and has made \*some\* changes to alleviate the problem. That said, if you did not pre-book special reservations online, we recommend obtaining your reservations for Palo, the Spa and Flounder's Nursery as soon as you board.

As of January 2005, DCL offered a Oceaneer Club/Lab reservations area at the Port before boarding the ship. It's located in the far right of the port, near the coffee shop.

#### **Pre-Cruise Reservations Online**

In response to guest feedback, the Disney Cruise Line began allowing for online reservations for Palo, the Spa and Flounder's Nursery spring 2005. Here's how it works. First, your cruise must be paid in full. Then, you can log into <http://disneycruiseline.com> Have your reservation number handy!

You can book as follows:

Advance reservations are now available for the spa, shore excursions, dining at Palo, and registering your children for babysitting and youth activities. You must first register online at the DisneyCruise.com website and then you can make reservations online. Your cruise must be paid in full in order to take advantage of this new service. Note are occasional "quirks" in the system, but try back periodically.

The timelines for reservations are as follows:

Concierge Cruisers - reservations can be made up to 105 days before embarkation

Castaway Club Members - 90 days prior to embarkation

All other sailors - 75 days prior to embarkation

### **Reservations Scramble**

Everyone would like to be able to wander around the ship for a while and check out all of the wonderful spaces, but unfortunately, if you did not obtain your special reservations prior to departure it's important to do some hustling around now, so you can relax later. Since reservations for Palo, the spa, cabana massages and Flounder's Reef Nursery are limited, you'll need to take care of these quickly to get what you want, especially on the 3 and 4 night cruises. On the up side, many cruisers coming back from the Magic 7-day cruises have found that getting their reservations are now much easier. It makes sense that with about twice as many reservation spots available for the same number of passengers, that the reservations will be easier.

By the time that you are done reading, you'll have a good idea whether you want to go the Palo, the spa, get a cabana massage or get the nursery care. Enough people now know about the boarding scramble that there are well-developed lines by the time reservations open. It's even more important that you split up and send people to different locations for those important reservations.

**Palo:** Palo is the wonderful adult only restaurant located on Deck 10, aft. (See Dining Section 4.2) We recommend that you find out the location where Palo reservations will be made. This information will be on the "Welcome Aboard" flyer you receive at port-side check-in. Sometimes reservations are taken at the restaurant (in which case head up to Palo on Deck 10 aft as soon as possible). Or sometimes the reservations are taken at another location. In May 2005, the Disney Wonder took Palo reservations from 1:00pm – 3:30pm at Wavebands on Deck 3 Forward. Be sure to go there as soon as you board.

If you are on the four-night cruise, we recommend Palo's for the last night of your cruise. This will allow you to enjoy the other restaurants and only miss the repeated restaurant. (see 4.3, Restaurants and Dining Rotation) If you are on the three-night cruise, you must decide what restaurant you are willing to miss. (see section 4, Dining) Then, with your dining ticket as a reference, get in the line for reservations the night of that restaurant. If you want to see it all, consider using our Disney Dining Double-Dip in Section 4.3.

If you are on the seven-night cruise, this reservation will be somewhat easier to get as there are still reservation slots available into the evening. If you want to get a specific evening for a birthday, anniversary or another special date, you'll want to be there soon after they open for reservations just to be sure. They have a nice setup on the seven-night cruises. As you approach the reservation table, you'll see a chart showing the day or the week, the ship's location and the evening's theme including notations of the formal night.

The person taking the reservation will check to see how many paid fares are in your cabin. If you plan to dine with others in different cabins, you will need their stateroom number in order to book the larger table. On sailing day; to be fair to all cruisers, you are only allowed to make reservations one time.

**Do not hesitate to be put on the waiting list** if your selected night is booked. Lots of people make the reservations so they have them and then cancel once they have their plans for the remainder of the cruise.

All seven night cruisers and select four night sailings will also have the opportunity to make a reservation for the Palo champagne brunch or High Tea when you make your Palo dinner reservations. You can have a reservation for each one. You will be charged \$10 per person to



have dinner or the Champagne Brunch at Palo (covers gratuity), and \$5 for the High Tea. We highly recommend the Brunch!

**The Vista Spa** is located on Deck 9 forward. While the spa treatments aren't as hard to get as Palo reservations, the open-air cabana massages at Castaway Cay's Serenity Bay are. Also reservations for any at sea days will fill quickly too! To get the reservations, you must go up to the Vista Spa on Deck 9 forward early. (Your second stop if you make Palo reservations first). Check your Welcome Aboard Flyer for times. If interested, we recommend you read up on the Spa offerings and determine in advance what you'd like to do. Schedule it before doing the tour (you can always change your reservation with 24 hours notice). If you take the tour first, you may not get the time or treatment you want, especially true for cabana massages.

For those unfamiliar with spas or the various treatments, the tour is actually a great way to learn about the various spa treatments. Who knows, you might be able to volunteer as a demonstrator for the tour and get the treatment free. (See Section 6.1)

**Child Care:** With the opening of Flounder's Nursery on both ships, childcare is much easier to come by. You need to visit the Nursery on Deck 5 Aft to make reservations. Space in the nursery is limited! On the 1/05 Disney Wonder, reservations were taken from 1:00pm – 3:30pm.

### **Some other things you may want to do upon boarding:**

**Book your shore excursions:** If you haven't already done so before you left home, go to Shore Excursion desk on Deck 3 Midship to book your shore excursions. (12/04 Wonder times were 1:00pm – 3:15pm and 4:30-10:30pm) The most popular ones can sell out before you arrive on board, so if there is something special you want to do, book early! If you are planning to book the Dolphin Encounter in Nassau or the Dolphin Discovery in Cozumel, you'll probably want to do that even before reserving Palo or the Spa if it's a high priority. It books very quickly. Before you book your kids into an excursion, make sure that your kids really want to go. Some kids like the Clubs so much that they don't want to leave the ship to go on an excursion.

**Change your Dining Assignments:** If the early dinner seating was full when you booked your cruise and you were assigned the late seating, there's a chance you can get your dining time changed to the early seating after you board (or vice versa). Ask where dining changes can be made after you board (on some Disney cruises these changes are done at Sessions/Cadillac lounge, while on others dining changes are handled by Guest Services on deck 3). We have heard of several Disney cruisers who successfully got their dinner time changed to the early seating. There are often a number of "late seating" diners who want to switch to the early seating time, though, so to have the best chance at the early seating try to get your seating time changed shortly after you board. Switching from the early seating to the late seating is much easier. Also if you are return cruisers and have favorite servers you want again, you can inquire here also about a possible change to their station.

**Go to the Welcoming Buffet:** After all of the running around is done, you can spend the rest of your time onboard relaxing. By now you are probably hungry so head to the Welcome Aboard Buffet! The food is good, especially the huge shrimp! The Parrot Cay restaurant serves the welcome buffet from boarding time until 2:45pm (as of 6/05) and Topsiders/Beach Blanket buffet on Deck 9 serves from boarding until 3:15pm (as of 6/05). Both Welcome buffets offer the same food. We recommend you go to Parrot Cay as it is much less hectic than Topsiders/Beach Blanket. Once Parrot Cay closes, the buffet is only available up at Topsiders/Beach Blanket Buffet. If the line for the Topsider's buffet/BBB is too long, you can get quick serve hot dogs or pizza by the pool or go down to Parrot Cay for their lunch buffet.

**Check the kids in to the Oceaneer's Club/Lab and Stack/Aloft:** There's not much hurry here. In fact, check the port for pre-boarding registration near the coffee bar. Any time on the first day, you need to go to the Oceaneer's Club or Oceaneer's Lab to check the kids in. They have a lot of pagers, but they have run out before, so don't wait until late in the evening especially if you are cruising during a vacation period when there are more kids aboard. You can check out the kids' areas and

meet the staff and get your pager. Don't forget to pick up a copy of the Kids' Navigators (organized by age group).

**Shopping Presentation** – if you plan to shop at any of the ports we suggest either attending the Shopping Presentation on Boarding day or watch the “rerun” on your stateroom TV. The shopping guide will explain things to look for (and look out for) once you go ashore.

Now, with all of the business completed go ahead, get that drink of the day, head to your cabin and get ready for a great cruise!

### 2.14 Mandatory Boat Drill:

The United States Coast Guard requires that all vessels carrying passengers for hire from US ports conduct a safety boat drill within 24 hours of departure. Just about every cruise ship conducts the drill just before departure. This drill is mandatory for all passengers and crew. All ship services are suspended from 3:30pm until 4:30pm for the mandatory Boat Drill. The Boat Drill is scheduled for 4:00pm. You will need to go to your stateroom where each person must put on a lifejacket and then proceed to your boat station. Which is your boat station? Look at the back of your stateroom door. It explains everything. If you forget your boat letter, check your lifejacket, it is the big green letter on the bottom. Some areas are on the outside deck and others in the large dining rooms and theatres. The way to your boat station is well marked on the bulkheads (walls) around the ship and there are lots of traffic people to direct you. The drill is to be taken very seriously! You must make this drill or you will find a little note on your cabin door. They won't send you ashore or anything like that, but the safety officer will frown at you. ☹

Please take a moment to prepare little kids for the boat drill. Though the P.A. announcement does a good job explaining about the safety equipment on the ship, you'll want to take a moment to reassure them that this is simply a quick practice and that they'll be fine. Life jackets are even provided for infants. If you need a special sized life jacket and it's not in your cabin when you arrive, be sure to ask your room steward to get you one.

Be sure that you understand how to wear your lifejacket properly. Though you are very unlikely to ever put it on again, as on every boat it is the single-most important piece of safety equipment aboard.

PLEASE – no talking during the drill -- take the Safety Drill VERY seriously!

---

## 3. Staterooms

The staterooms on the Disney Magic and the Disney Wonder are larger than the cabins on most other lines. Each cabin has a TV, “beverage cooler” and a safe. Suites in the better categories have VCRs and multiple TVs. The Key to the World activates the safe, but remember that only one card will open it, the one that locked it. If you lose your card, they can send the purser around to unlock it for you. Outside room categories have a separate toilet and shower that has shown to be very popular. Each stateroom is supplied with a blow dryer.

The four person staterooms are identical to the three person staterooms with the exception of a drop-down bunk installed in the overhead of the four person rooms. This bunk is a bit too cozy for an adult or a large adolescent. Its best left for kids who will probably delight in being able to sleep in the top bunk. The top bunk has a side rail, but you can ask your cabin steward for extra rails for the top if you have a wiggly little sleeper who you fear might end up on the deck.

**TIP:** Ask your cabin steward for an extra pillow that you can place next to the side rail, giving some more protection.

The prices quoted are per cabin based on a double occupancy, i.e. two people paying to stay in the same cabin. If you are planning on cruising by yourself, the markup for the categories 1-3 is 200% (multiply the rate by 2.00.) The markup for cat 4-12 is 175% (multiply by 1.75.)

**TIP:** If you are in a hallway and wondering which way is the back/aft of the ship and which is the front/forward of the ship...take a look at the anchor design in the carpet...the anchor is split by two colors, the blue is toward the front of the ship, the red takes you to the back of the ship!

We have heard of complaints from cruisers who stayed in a cabin directly above or below a nightclub. We advise you to spread out the deck plans and determine what is above and below your cabin. If it looks like it might be a noisy place such as Studio Sea or Rockin' D, then call your travel agent or DCL as soon as possible and request another cabin. Also, we have heard a few complaints from people; mostly on decks one and two where there was a lot of noise from carts, hydraulic equipment, luggage and other scrapes, bangs and booms from the ship's infrastructure operating above and below. There is also some noise in the evening

from some of the clubs depending on the nature of the club. Wavebands...noisy, Cadillac Lounge...quiet. We advise you to avoid these decks and areas if you can afford to.

**TIP:** You might be interested in knowing that there are the “secret porthole” staterooms on deck five. These rooms have outside views, but are listed as inside cabins because there is a porthole that is obstructed by life raft canisters. So for the price of an inside cabin, you can at least get a glimpse of sunlight. They are: 5020, 5022, 5024, 5520, 5522, and 5524. The 5522 and 5524 rooms are adjoining and have a more obstructed view than the 20s. Disney Cruise will deny the existence of these portholes, but you know better because you read it here.

Another peculiar stateroom arrangement is staterooms 6134, 6634 that were Category 6 and staterooms 7120 and 7620 that were category 5. They were re-classified as category 7 because the verandah is partially enclosed, not completely enclosed like the other Cat 7 Navigator’s Verandah staterooms. Not that big of a deal, but it’s an open verandah for Navigator’s Verandah price.

**Laundry:** Self-service laundry is available on Decks 2, 6 and 7. The laundry machines cost \$1.00 each for wash and dry. It seems to take two rounds of drying to get the clothes dry. Expect to pay at total of at least \$3.00 per load. There is no change machine in the laundry on 6th floor so have your quarters ready. You will be able to get change at guest services. There are ironing boards and irons in the laundry rooms. While they are usually not busy, they tend to get busy before the first dinner seating so do your ironing early. The Laundry Rooms also get busy as the cruise nears the end. The Cruise Line prohibits the use of irons in your stateroom for fire safety reasons. Please don’t use them because nobody likes to see burn marks on the furniture. Full service laundry and dry cleaning are available. Notify your Stateroom host/hostess or Guest Services by 9:00am for pick up and next day return. (Fees apply)

**BlazerGB** offers hints for the laundry room:

- ☘ Keep up with your laundry through out the trip - the last day is unbearable as everyone is scrambling to use the machines - people become crazy and take your things out if you aren't there when the machines are done!
- ☘ Detergent is 50 cents - buy a couple ahead of time as they run out by the last day. (Or bring your own in double zip-lock bags, tablets will be less mess and less suspicious than powder)
- ☘ Do your ironing early in the day and don't iron anything you really like - irons are kind of beaten on and the line gets long before dinner.
- ☘ Laundry rooms are only on select floors – The laundry room on deck 7 is larger then the room on deck 6 on the Wonder. There is another one on 2.
- ☘ The washers take about one hour (really !!!) in the 6th floor laundry room.

### 3.1 Inside or Outside Cabin?

Outside cabins have one of three views, verandah, navigator’s verandah or ocean view.

The **ocean view cabin** has a large porthole, about 36” in diameter that doesn’t open.

The **regular verandah** has sliding glass doors that open up to the verandah. The verandah is cabin width and large enough for a small table, chairs and a built-in bench. The railing is covered with Plexiglas. There is a lock on the top of the sliding glass door that little ones cannot reach. Keep the furniture away to keep it that way. The verandahs are very popular with people who spend time in their cabin or like to have a cup of coffee/tea in the morning outdoors.

The **Navigator’s Verandah** is enclosed except for a very large open porthole. Basically, instead of just an open railing there is a wall with a very large oblong opening. The sides are solid walls for privacy from the verandahs of cruisers on either side of you. Inset into the wall below the porthole are some instruments like clock, thermometer, etc. The way it is, you got a nice breeze but not so breezy you have things on your table blow away. The bench is comfy. Generally speaking Navigator’s Verandah rooms are about \$100 less per person than a regular Verandah.

Others go for the inside cabin because, with all that’s going on around the ship, would prefer to use the cabin for cleaning, changing and crashing and spend the extra money on souvenirs, excursions, etc.

So, which is best? Well, everybody likes a verandah but is it worth the additional expense? That’s really up to you to decide. Folks that take the inside staterooms say that they don’t spend much time in there anyway. Folks in the veranda staterooms enjoy the openness and wouldn’t have it any other way. It’s just like choosing between a value, moderate and deluxe resort; different strokes for different folks. People make the best of it regardless of the stateroom that they’re in.

### 3.2 Categories:

Deck plans and accommodations chart -- [Go to http://www.disneycruise.com](http://www.disneycruise.com) and click on “rates, dates, and more”. A new page will come up – on the left click on “deck plans”. You will see a deck plan identical to the DCL brochure that you can get from your travel agent or DCL at the number listed in 12.1 below.

Upgrades: The Disney Cruise Line® will \*\*occasionally\*\* upgrade their passengers to better accommodations. This only happens if the ship is not full to capacity. As more and more cruises fill to near capacity, the upgrades have become rare. The upgrades are unpredictable from our point of view, but there are a few things that we think that you can do to improve your odds of getting an upgrade. The upgrades seem to be given to those in the lower categories most frequently, the categories that are the easiest to sell and sell-out first. Also, booking early and in off-season seems to help also. The less expensive cabins sell first and they like to move these passengers up and out to make room for more passengers. So, book early, cheap and in off-season. Having an assigned cabin rather than a guaranteed category doesn't seem to matter. After you get your documents you can still get an upgrade.

Don't bother calling DCL asking for an upgrade, they won't admit to having an upgrade policy.

If you booked directly with DCL and want to see if you've been upgraded or to see what your cabin number is, go to [www.disneycruiseline.com](http://www.disneycruiseline.com)). Click "travel" and then "Disney cruise". One option is to check reservations, so click it and give it your reservation number and phone number. It will display your reservation and your stateroom number. Compare this with the deck plans in the brochure to see if you got an upgrade. Or, since upgrades are so rare, don't even think about it and if it happens, well, it's just that Disney magic ☺!

### 3.3 Concierge Service

You can get concierge service by booking a concierge room category 3 and above. The Cat 3 concierge staterooms feature Jacuzzi baths and double-sized verandahs. Your book on the building of the Magic comes signed by your concierge staff.

The service has been reported to be very good. Concierge guests are treated to personal first class service such as pre-boarding! You are personally greeted upon embarkation and given a private orientation to the ship, its services, and what is going to happen on the ship during your cruise. The Concierge will deliver a fruit basket to your suite. You get full room service breakfast each morning (except disembarkation day); snacks and beverages are delivered regularly. They act as a liaison helping to sort through options and give reasonable advice. They are professional, discreet, and friendly. The concierge staff will also book reservations at the Spa, book shore excursions, rent equipment at Castaway Cay and other similar tasks that you request so that you don't have to scramble and wait in line. You can also checkout CDs and videos for use in the CD player and VCRs in the suite at no additional charge. Guests have also received gifts from the Concierge such as a picture of the ship. They check with you daily to see if everything is going well for you and your family. . Another plus to having concierge service – you can book Palo reservations before your cruise! Ask your travel agent or contact Disney for the number to call to pre-book Palo if you have a concierge level stateroom. You do not tip the concierge staff. Believe it or not, even with the very high price of concierge cabins, they sell out quickly.

### 3.4 Handicapped Access:

The Disney ships have 14 accessible staterooms in Categories 3-11.

The doorway is wide, unlike the tiny doors in other staterooms. The room is extra wide. There is a pull-down bed in the room besides the king or queen bed in the room. There is a sofa and a vanity that fits the wheelchair height. The bathroom does not have a tub, but a huge open shower area and the bathroom is wheelchair accessible. You can roll into the closet with a wheelchair! Plenty of clothes-hanging room. The wheelchair rooms are aft, so you get a much larger verandah balcony. There is a common area right next to your cabin off the aft portion of the ship. There are emergency call buttons on each side of the bed and in the bathrooms near the floor and a phone next to the toilet with an emergency call button option. There was also an emergency pull cord in the shower area. If you press one of the emergency buttons, the bridge, not guest services, will call quickly and ask how they can help you.

Sign Language Interpreters: Disney Cruise Line® provides complimentary Sign Language interpretation for live theatre performances and other shows and events on select sailings. Disney Cruise Line® also makes available sign language interpreters, on an as-available basis for selected children's programming in order to interpret instructions necessary for participation. That means that interpreters will be provided to interpret instructions and other information for children's programming activities on Disney Cruise Line's® scheduled interpreted cruises on a request basis, subject to availability and lack of conflict with regularly scheduled interpreted programs (i.e., live theater shows). If you need a sign language interpreter, request one for your sailing and they will confirm an interpreter based on availability. If you want to be guaranteed that a sailing will have an interpreter they will list the dates that one is already confirmed.

Reservations must be made 60 days prior to departure to accommodate a request for a sign language interpreter and are subject to interpreter and ship availability.

"Just to let you know, we went on the Magic in October with my parents and my mother is in a wheelchair. Hers is also 25". They had a handicap room that was very large with a shower that you can

push the wheelchair into and transfer to the bath bench. It was very convenient and lovely. We had no problems pushing her into any areas except for a few of the doors where there is a raised ridge. We could get through the dining rooms with no problems and even on all excursions. At Castaway Cay they have beach wheelchairs which were great.” - MauiDeb

For information on special needs children and the Oceaneer’s club, see section 7.5.

### **3.5 Television Channels:**

The following are the Television channels of the Disney ships (as of 12/04):

- 10 – Entertainment Guide
- 11 View from Bridge
- 12 Bridge Report
- 13 Voyage Map
- 14 Shopping/Debarck talks
- 15 Date/Time
- 16 What's Afloat
- 17 Shore Excursions
- 18 ABC
- 19 CNN Headline News
- 20 CNN
- 21 Special events
- 22 ESPN
- 23 ESPN-2
- 24 Disney Channel
- 25 Toon Disney
- 26 Music Video Channel
- 27 Shows from Walt Disney Theatre
- 28 Disney Company Clips
- 29 Disney Vacation Club
- 30 Sitcom Channel
- 31 Movies
- 32 Movies
- 33 Movies
- 34 Movies
- 35 Movies
- 36 Movies
- 38 Disney Animated Classics

---

## **4. Dining**

Food is always a highlight on a cruise. Where else but on a ship can you eat three big gourmet meals a day with little reservation? On the Disney ships, all food is included, even the snack bars and ice cream. Also included are most non-alcoholic beverages such as sodas, juices and milk. Deck 9 has a 24 hour/day beverage station that includes coffee and sodas.

Breakfast and Lunch are open seating. You can dine at the open restaurants at any time except for the last day. The restaurant hours are usually 8:00-9:30 at the rotation restaurants and 6:30 to 10:00 for Beach Blanket/Topsider’s. The rotation restaurant can vary so check your Navigator before you leave your stateroom. On most Disney cruises breakfast is only served at Lumiere’s/Triton’s of the three rotation restaurants for all but the last morning of your cruise.

On the last morning of the cruise, you will be assigned to have breakfast in the restaurant in which you dined the previous night at an assigned time. 6:45 for main seating, 8:00 for late seating. If you choose, you can go to Topsiders/Beach Blanket whenever you choose as long as it’s between 6:30 and 8:30. The menu there will be continental, i.e. no hot food.

Lunch is open seating and you may eat at the rotation restaurant that is open for lunch or at Topsiders/Beach Blanket. Lunch is usually from 11:00 to 1:30.

Aboard both ships you may request your choice of dining seating, main or late. You choose when you make your reservation. It is fixed once you reserve, but you can try to change it by going to the designated location once you board. But which dining is best for you?

❖ **Main or First Seating:**

In most cases, main seating will have more children. They need to eat earlier and get to the shows and then to bed. The children, however, aren't usually a problem and you might not even notice them at dinner in that the serving staff is good at keeping them entertained and many of them are in the kids' clubs eating with their new friends. If you bed down early, you would want to select main seating - and end your night early. The show time for main seating guests is 8:30 and over about 9:30.

❖ **Second Seating:**

This seating usually has very few children. This allows you a bit more time to "dress" following days at the various ports of call. It is also good for west coaster's on a different time schedule. You can dawdle a bit more than the First Seating crowd that has to get ready for dinner. You will attend your show at 6:30 and your dinner will be at 8:30pm. Following this, many go on to Wave Bands (Diversion on the Magic) to dance and be entertained. This is the "stay up later" crowd. Even though we eat early when home, we prefer the late seating on the ship. We don't have to rush after a day at Port, especially if we've done an excursion.

Tony Gray offers a counterpoint to the late/early dining conventional wisdom:

I know the conventional wisdom says that if you have young children in your group (meaning between 4 and 10 years of age), then you should ask for the early dinner and the late show. My family includes a 5 year old and an 8 year old and we found that the opposite was true. We had the early show/late dinner and it worked out very well for several reasons:

1. The children stayed awake for the show (which they might not have done if they had to wait until 8:30). 2. The Oceaneer's club had major activities scheduled every night during the late dinner seating (things like an unbirthday party with Alice, a Buzz Lightyear adventure, and "Professor Goo's Magical Experiments"). If we had the early dinner seating, then the kids would have to have chosen between seeing the shows and doing these activities. 3. After checking the kids into the Oceaneer's club, my wife and I enjoyed a leisurely, quiet dinner. If you take this advice, you'll need to feed the kids before the show since the Oceaneer's Club serves dinner at 6:30."

You know your kids best, so be informed and decide.

For guests with specific dietary needs, there are no specific special meals available, however, you can note it in your reservation and the chef will be glad to do what he/she can to alter the food (ex - no honey in a meat marinade, etc) to fit your specific need. Also - sugar free deserts are offered at each meal. (Also see the section on healthy dining 4.5)

**Tip:** Ask your servers for their recommendations. They will steer you to the best on the menu based on your tastes.

If you bring your own wine aboard, and it IS permitted, there is a ten-dollar corkage fee in order to enjoy it with your dinner in the dining rooms. The policy is sporadically enforced.

Previously, people who prefer simpler meals were a bit overwhelmed by the menus. Responding to their comments, Disney has added some simpler choices to each menu. On the new menu, you will find a basic steak, chicken and seafood offering.

The wait staff is well trained in food allergies and dietary conditions. They have charts back stage that list which dishes are incompatible with each dietary condition. If you have any food restrictions you should inform your servers as soon as possible. They will help you in serving meals that are compatible with your needs.

You can also consult with your head server or dining room manager.

**TIP: Kids Food:** Topsiders/Beach Blanket Buffet at lunch time has one side with just children's food; macaroni and cheese, pizza, hot dogs, fruit salad, chicken fingers, etc. They do this so the kids programs can eat just before the buffet opens. The food is replenished thought the dining period. The same food is repeated (but not advertised) at dinner time and only open for children eating with the kids clubs. You should be able to take your kids in and feed them before the restaurant opens. This offers them more choice than Pluto's or Pinocchio's and some flexibility.

**Kosher Meals:** You MUST reserve Kosher meals when you make your cruise reservation. You will have little luck if you order one for dinner and have not requested it prior to sailing. Guests may receive a menu onboard at dinner and can make selections nightly as do the other guests. DCL no longer sends a menu in advance for you to pre-select their meals. Only the main dining rooms are able to service Kosher Meals.

#### 4.1 **Dressing for Meals:**

Dressing up for meals has long been a cruising tradition. Dining aboard the Disney ships is no exception. In general, the experience reflects a casual informal resort atmosphere. Shipboard evening attire for the Animator's Palate and Parrot Cay restaurants is casual. Button-down, open-collar shirts or polo shirts and

slacks are recommended for men. A casual dress or pants and blouse are appropriate for women. Appropriate attire at Palo and Lumiere's/Triton's for dinner is jackets and ties for the gentlemen, dresses or pantsuit for the ladies. Remember, a restaurant is a theater and you are part of the show. Dressing badly to such a restaurant would be impolite to the other guests.

For Palo daytime events (Brunch, High Tea etc.) on the 7-night cruise is resort casual, with no shorts requested. Ladies generally wear sundresses or casual pants; gentlemen wear casual pants and polo-type shirts.

At all restaurants, t-shirts, shorts and jeans are inappropriate for dinner and DCL kindly requests that you don't wear them. For lunch and breakfast, shorts and casual attire is fine but please, no bathing suits in the restaurants. Beach ware and a cover-up are fine in Topsiders' and Beach Blanket Buffet.

Of course, dressing up is not for everyone, but it is a courtesy to the other guests. If you don't want to dress up, Cabin Service, Pluto's and Pinocchio's are casual all of the time.

The Disney Magic offers optional "casual dining" in Topsider's from 7-9:30pm on the 7-Night cruise. It's offered 5 of the 7 nights (nights 2 through 6; not the first or last night). Reservations are not required and the dress is casual. You order from a menu and walk up to get your appetizer and dessert. The food is the same quality as the main dining room food.

Are children under age 13 expected to follow the same dress code as adults? Each parent or guardian would be the best judge of what attire is appropriate for our youngest cruisers. Guests who are age 13 or older would probably be most comfortable wearing attire similar to what is recommended above for all the ship's passengers. That is, of course if you can get your kids to break away from the kids' clubs and join you for dinner, some nice slacks, a button down shirt and possibly a tie is entirely appropriate for young men at dinner. The jacket is nice also if you already have one, but many families can't keep up with the speed which the kids grow. A sun dress or dressy slacks is appropriate for the young ladies. We have also noticed that when dressed well for dinner, the young men and women tend to behave well. Besides, they do look so adorable when they dress up and photo opportunities are many.

In November 2004 for the Magic and January 2005 for the Wonder, the TROPICAL fragilistic-expialidocious dinner night gave way to **Pirates of the Caribbean party**. You become a pirate for the evening with a dinner feast and themed deck party. A bandana and special menu are presented in the dining room. This new experience will combine themed dining, entertainment, and special effects. Look for theme characters in the lobby prior to dinner on Pirate night! One the 3night Cruise – Friday.

The itinerary has the formal night on Monday and the Semi-formal night on Thursday. The Eastern itinerary has them on Sunday and Thursday nights respectively. On the formal night, tuxedos are recommended, yet black suits are acceptable. Disney Cruise Line® provides a cruise line formal wear Rental Company to use if you'd like to rent a tuxedo for the week. Business suits are recommended for the semi-formal night but you can wear the tux again and avoid having to bring a suit. The URL is:

[www.cruiselineformal.com](http://www.cruiselineformal.com) or 1-800-551-5091. You can order from the form in your docs, online or through their 800 number. They do require orders 2 weeks prior to sailing, but your packages come two-weeks prior to sailing, so your order is late before you know it. You can avoid this by ordering through their web site.

**TIP:** If you want a nice picture of your family on formal night arrive about one hour ahead of your dinner seating time. There will be photographers located in the atrium area. Lines will be long shortly before your dining time, but by arriving early you can be one of the first to have your picture taken.

#### 4.2 Palo:

Palo is the adults' only restaurant featuring northern Italian cuisine. It is not included in your restaurant rotation, so if you want to dine there, you must make a reservation which can be hard to get especially on the 3 and 4 night cruises. The reservations fill up quickly because of self-imposed limitations on the number of diners. The dress code was clarified in November 2004: Gentlemen are now only required to wear a dress shirt when dining at Palo. (A jacket or tie is still suggested, but not required.) Men wearing T-shirts, golf shirts, etc., will not be allowed in the restaurant. The Champagne Brunch and High Tea, both offered in the same location, will remain "resort casual." There is a ten-dollar per person gratuity added to your Palo dining check to compensate the server for not being included in the server gratuity. The last reservation available at Palo is 10:30 PM.

If you decide that you want reservations at Palo, there are several ways to get them:

The first way is to book online as soon as your booking window opens. If that was unsuccessful, as soon as you board, ask where the Palo reservations are being taken. Send a person in your party to that location. They have started taking reservations as early as 2:00 PM. It's a very flawed system and DCL knows it. The

latest policy allows each cabin only one reservation. When you arrive to make your reservation, you'll find three or four tables. Each table is a line for each night of your cruise. Just in the appropriate line for the night you'd like to dine at Palo. On the seven night cruises, Palo has a schedule on display showing the port, dress for the evening and the theme making choosing your Palo reservation much easier. (See section 2.8, Reservations and the Boarding Scramble above)

- ❖ If you miss the boarding scramble, pop in from time to time and try to catch a cancellation and or put your name on a waiting list.
- ❖ If you are in a concierge suite or have booked a Romance at Sea package, your Palo reservation can be made in advance.

**BRUNCH:**

Palo features a Brunch on the seven-night (and selected 4 night) cruises. Brunch also requires reservations and a \$10 surcharge. Your server will provide a tour of the offerings so you can learn about the flatbreads and entree choices from the chef. You then give your order to your server, and are directed to a small but plentiful buffet with wonderful Italian cold meats, cheeses, shrimp, and crab legs, as well as a pastry table with the best croissants you will find on the ship. If you still have room to eat your entree, by all means. Then there is a dessert table where you can help yourself. Plan to stay a while. There's a LOT of food, and if you want to get a taste of it all, pace yourself! You'll make the Brunch reservation at the same time and place as the dinner reservation when you board the ship.

TIP: For maximum enjoyment, do not make reservations for Palo Brunch and Dinner the same day or back to back (Palo Dinner then Palo Brunch).

**HIGH TEA:**

At Palo, participate in high tea. There is a \$5 per person charge and reservations are required. This is more formal than the Tea with Wendy Darling in Studio Sea.

**4.3 Restaurants and Dining Rotation.**

For dinner aboard the Disney ships, you and your party will rotate between three uniquely themed restaurants. During your rotation, your servers will also rotate with you so you have the same staff every night. You can select between first and second seating when you book your cruise. The seating times and show times vary frequently and between ships.

First dinner (then you go to :)	6:00
Second Show	8:30
First Show (then you go to :)	6:00
Second Dinner	8:30

These show and dinner times are adjusted on occasion, so double-check to be sure. Generally there are fewer kids and more ties and coats in the second seating.

You will learn of your own dining rotation and table number (same table number in all three restaurants) from a ticket in your cabin waiting for you when you arrive as well as a note printed on your Key to the World card. (The secret code is simply the first letter of the restaurant's name. (A, P or L) This ticket also identifies your seating time for the Walt Disney Theater shows.

The restaurant rotation seems to be based on the makeup of your party:

- ❖ Have a lot of little ones...probable rotation is Animator's, Parrot Cay then Triton's/Lumiere's.
- ❖ Have say 7-10 year olds... probable rotation is Parrot Cay, Triton's/Lumiere's and then Animator's
- ❖ Have older teens, senior citizens, honeymooners, or just adults... probable rotation is Triton's/Lumiere's, Animator's and then Parrot Cay.

Of course this isn't guaranteed. They still need to move groups around to fill the dining room evenly. **TIP:** before your cruise you can request the restaurant you want to eat at the first night. If Lumiere's is your favorite, for example, ask for it the first night and on a 7 night cruise you'll get a chance to eat there on the 1<sup>st</sup>, 4<sup>th</sup>, and 7<sup>th</sup> nights. Disney does not guarantee this request but we have heard of a number of past Disney cruisers who have had their dining rotation request met.

If you get a seating that you don't want, go to the designated location (see your welcome aboard information sheet) 2:00-3:30 on your boarding day. There, the head servers try to rearrange seating plans for the guests. If that doesn't work, you can try going to the restaurant at the time that you want and asking the Maitre d if you can be seated immediately. Come dressed ready to dine. This has been known to work when the ship is not full.



The restaurant and seating assignments are for the dinner meal only. For breakfast and lunch, you may dine in any open restaurant. Many guests like to follow their servers to breakfast and lunch. Just ask them where they will be the next day.

- ❖ Parrot Cay: A tropical themed restaurant serving dinner with a Caribbean flair. Not to be missed: Jerk Ribs and Coconut Shrimp.
- ❖ Animator's Palate: This restaurant is black and white as you enter. During your meal, through stage tricks and magic, it will slowly change to full color. Note: If you are to go to Animator's Palate twice on your cruise, be sure to go on the first assigned evening. They don't run the animation show the second time you dine there.
- ❖ Lumiere's: Aboard the *Disney Magic*. Triton's aboard the *Disney Wonder*: This is the semi-formal dining room. Coats and ties are requested.
- ❖ On the four-night cruise, your fourth night restaurant will be a repeat of the restaurant of the first night, but not with the same menu. Previously, the *Disney Magic* featured a Junkanoo menu with dishes of a Caribbean flavor. Lately, the menu has changed to "Taste of Orlando." This menu features popular dishes from restaurants in Walt Disney World. Spoodles, LeCellier in Epcot, and Citricos among others were mentioned.
- ❖ On the 7-day cruise, the *Disney Magic* continues to offer rotation dining, where guests eat in a different dining room each night. They mix the current menus on nights 1, 3, and 5 with an island-themed dinner, a Master Chef series, a Captain's Gala (along with an Elegant Evening) and an international themed dinner.

**TIP:** If you are on the three-night cruise and you want to see all three restaurants plus Palo, consider doing the "Disney Dining Double-Dip." For this, you should have early seating. Get a reservation for Palo as late in the evening as possible. Then eat a light dinner in your regularly assigned restaurant that evening. After dinner, see the show, then have a late night meal in Palo. This will only work for late dinner seating if you don't mind eating two meals in a row.

**TIP:** If you anticipate having wine with your dinners, you might want to order the entire bottle. Your servers will carry the bottle with them when you travel to the other restaurants and you may enjoy it over three or four nights if it lasts that long. The bottle is much less expensive than multiple glasses.

**TIP:** A wine package is also available and can be a good buy if you plan to drink a bottle of wine each night at dinner. There is a classic and premium package available on all cruises. Generally saves 25%.

**TIP:** The wine tasting seminar onboard features some of the same wines available on the wine list. Attending the \$12 seminar gives you a good idea of what wines you may or may not like to try. You also get a collector's pin.

#### 4.4 Casual Dining, Cabin Service, Snacks & Drink Mugs.

🍷 Beach Blanket/Topsiders Buffet: Topsider is a casual buffet open for breakfast and lunch on Deck 9. The cuisine is standard steam-table fare. This buffet is open when you board for lunch.

🍷 Cabin service is 24 hours and complimentary. They deliver snacks and beverages to your cabin. The menu will be found in your ship's guide book located in your cabin. You should tip the server at the time of service. Options are limited.

**TIP:** If you like to enjoy a before dinner beverage, the All Hands on Deck fruit and cheese platter from Cabin Service makes for a nice complement. If you have extra \$\$, pre-order the champagne and sweets Bon Voyage gift – plenty for 4 persons to share.

**TIP:** If you are going ashore while docked in a port or on an excursion, consider bringing some cabin service snacks along with you. Order early and store them in the cabin refrigerator.

**TIP:** If you are a coffee drinker, call room service the night before and order coffee for two. They bring it in a thermal carafe and it stays hot overnight. That way, you don't have to jump out of bed and get dressed to go find coffee.

🍷 Pluto's: On Deck 9 serves hamburgers, hot dogs, a taco bar, veggie burgers, bratwurst, grilled chicken sandwiches & fries. Check your Personal Navigator for times.

🍷 Pinocchio's: On Deck 9 serves cheese and pepperoni pizza slices and Caesar salad. Check your Personal Navigator for times.

🍷 Scoop's ice cream, on Deck 9 serves fruit, wraps, ice cream and frozen yogurt. Again, check your navigator.

Note: Scoops switched to serving soft-serve ice cream rather than the hand-packed ice cream that was previously served.

On deck nine opposite Scoops, is the 24 hour beverage station that serves complimentary coffee, tea, ice water, lemonade, milk and soft drinks. If you order a soft drink from a bar you'll have to pay extra, but soft drinks are free from this beverage station. The Beverage station is indispensable if you have a toddler or baby aboard.

Many guests have brought aboard their own beverages to keep in the in-room "beverage cooler. Soft sided coolers are ok, no hard-sided coolers will be allowed aboard. If you are spending time in Walt Disney World before your cruise, it is possible to get some sodas before you board. Take the Disney bus to Downtown Disney & get off at the second stop (Pleasure Island). Right across the street is a Hess gas station that has reasonably priced (around \$4.00) 12 packs of soda. Or if you have a town car driving you to the port, be sure and request a grocery stop!

Each day, the Cruise Line has their specialty drinks. These drinks are also available in a non-alcohol version. You just need to ask.

#### 4.5 Eating Healthy.

The Question was asked whether you can go on the cruise and avoid completely blowing your diet. Barb, (Baw4584415@aol.com) provided a lot of tips for you:

"My goal was to maintain, not lose or gain while on the cruise. I was successful. It really wasn't that hard. I didn't get hung up counting points. I tried to let "healthy eating" be my guide. I also was really careful the two weeks before the cruise and ate at the low end of my points."

"Lots of seafood and fish choices are available. I'm from the Midwest where "beef rules" and catfish is listed under "seafood" on our restaurant menus, so I really enjoyed eating fish prepared in ways that were so different from what was available at home. There are also tons of different types of fruit."

"We usually ate breakfast at Parrot Cay (buffet). It was always fast, (so you could get going and start the fun) and had a nice selection of good basics...cereal, fruit, low-fat muffins, yogurt, eggs without cheese, sauce, etc. My family, including 2 young boys also found on the buffet whatever they wanted to bulk up on. Everyone was happy."

"On Castaway Cay and onboard lunches, I went through the buffet line once (which I'm trying to make a new habit for me). But I did try the fancy deserts (This Is Vacation!). I found the staff working at the desert bar always helpful and would readily cut any of the deserts into the smallest piece which I desired. Each bite was different and delicious and I bet I got to eat more deserts than anyone else onboard!"

"At dinner, I ate the full meal including the entire desert but stuck to the fish entrees. Again, I had one serving, which was enough, although there was a man at the next table who ordered three main courses every night! Remember, depending on your taste, you can order two shrimp appetizers and skip the main course if you want. Your servers will mix and match your meal anyway you want. This is also really nice if you have children. My 10 year old boy ate a kid's meal with two of the "adult" appetizers one night and ordered part of an adult meal the next."

"My kids did stop to get pizza and hotdogs for evening snacks some nights but I never felt the desire to join them after all the great food I'd already had."

"I'm not much of a drinker so I'm sure that helped in the calorie area a lot. So be careful if you are."

"I worried because there was too much to do for me to "waste" time in the exercise area and I was not doing my normal exercise routine. I commend those who do. But it's so easy to stay active having fun! On Castaway Cay we rented the snorkel equipment and swam ALL day and loved it. I was tired but happy. Also just keep walking."

**TIP:** You can request egg beaters omelets or scrambled eggs from your server at Parrot Cay or Triton's/Lumiere's. Be sure to do so as soon as you are seated, as this item takes longer to prepare.

#### 4.6 Character Breakfast.

On the seven night cruise aboard the Disney Magic, you will be invited to one character breakfast. You will get a note in your stateroom telling you when your scheduled day/time is. Your dinner servers will be with you for this special breakfast!

---

## 5 Entertainment

---

The Disney ships offer a variety of entertainment for Families. From a DCL flyer here are some of the family activities. Find out specific times and Locations from your daily Navigator.

Family Activities:








Family Line Dancing —Fun for the whole family.











Disney Trivia —Test your Disney knowledge.



Mickey 200 —Families design, build and race their own wild and wacky vegetable race car.

-  Walk The Plank Game Show —Nautical family fun.
-  Karaoke Charade of Stars —a casting call for all talent.
-  Family Animation —Learn how to draw our favorite mouse.
-  Mickey Mania Game Show —Test your Disney knowledge with a wacky host.
-  Sailor's Tales —Join our Mystery Guests for this hilarious game of bluff.

Adult Activities:

-  Salsa Dance Class —Learn some basic salsa steps.
-  Sun Fun Blast —Wild and wacky games around and in Quiet Cove, our adult only pool.
-  Adult Improv Comedy Workshop —Laugh off daily stress.
-  Wine Tasting from Stern To Stern —Sample fine wines from around the world.
-  Culinary Demonstrations —Part of the Master Chef's series.
-  Magic/Wonder Quest —Join in on the wildest and wackiest adult scavenger hunt ever experienced.
-  Match Your Mate —Join in the fun to see how well our guest couples know (or don't know) each other.
-  Super Soaker Fun —Soak up the sun and enjoy the games.

SEGWAY SCOOTERS:

We believe this has been discontinued – if you know otherwise, please let us know! Disney Cruise Line® has obtained some of the Segway HT scooters for both of their ships. For a few hours on most afternoons on Deck 9 Forward or other locations aboard, there are two available to try. They are also available on Castaway Cay. The fee is \$15, and you get several minutes of instruction from a crew member, then 10 minutes of "free play." If you've heard of these gyro-controlled scooters and are curious or dying to try one out, they're here for your entertainment.

**5.1 Beat Street/Route 66:**


Beat Street (Magic) and Route 66 (Wonder) are adult-oriented evening entertainment districts offering three themed nightclubs including:


- Rockin' Bar D – Live bands performing rock 'n' roll, the blues, Top 40 and country music. The Rockin Bar D is a multi-purpose lounge. Hosting Bingo, the captain's Q&A, cabaret shows and dancing. It's busy throughout the day and evening.


On the four night cruise, there are two themed nights; 70's night (bell-bottoms optional) and 80's night.

On the 7 Night Cruise, the Rockin Bar D theme nights usually start at 11:00 and includes Dancing with the DJ; 50's Dance Party; and 70's Disco Night.


There is a family Cabaret show at 7:45 pm in the Rockin Bar D -- fun to see. You can catch these shows before dinner if you are late seating and before the Walt Disney Theater show if you are early setting.


-  Diversions/Barrel of Laughs – The cruise industry's first comedy warehouse featuring live comedic talent.

-  Cadillac Lounge/Sessions – Casual yet sophisticated place to relax and enjoy romantic, easy music. Check out the individual CD selectors while enjoying a view out the oversized port holes.

-  Promenade Lounge – Live trio plays requests in a comfortable environment.

Adult-oriented lecture and enrichment programs

-  Bingo - About as close as you're going to get to gambling aboard the ship. \$20 for five games. The games go quickly. There is an overall jackpot at the end.

-  Not-So-Newlywed Game: Played in one of the clubs on Beat Street. Four couples are picked to participate in this take-off of the famous game. Some of it is quite "adult." There were some interesting "names" for a certain private male part, and wives all had to check their hubbys' underwear labels on stage. All participants get really cool DCL pins, and the victors get hats.

**5.2 Walt Disney Theater shows:**

The 975-seat Walt Disney Theatre features a different Disney Cruise Line®-produced show with Broadway-quality actors, singers and dancers each night. The shows are at approximately 6:00 and 8:30 plus an additional performance on some full cruises. The times vary occasionally, so check to be sure.

**A brand new show, Twice Charmed**, starring Cinderella, debuted on the Disney Magic during the summer of 2005: Deb Wills writes 6/2005: I went to see Twice Charmed, the newest show on the Disney ships. It's a take-off on the Cinderella story, and brings in another villain. Think what would happen if all of the glass slippers broke before Cinderella got to try them on. The four of us (all adults) thought the acting and singing were outstanding, but the plot just didn't do it for us. I spent time talking with lots of families, however, and all of them, kids and parents, loved it! I'm glad I saw it once, but won't go out of my way to see it again. If you have kids, especially girls, make sure to see it. There is a long scene where everyone is in black and white costumes and it's very striking. Several of the young girls pointed this out to me, too. As the show draws to near to the end, all the black and white costumes transform to color... it's very cool.

- 🐭 Twice Charmed – Disney Magic Only (as of August 2005)
- 🐭 Hercules the The Muse-kal! - corny show that needs to be replaced.
- 🐭 "Who Wants to be a Mouseketeer" it is a clone of the game show "Who Wants to be a Millionaire" on ABC (also owned by Disney). They pick contestants from the audience by random computer by seat and row. There are escalating prize money that is credited to your Key To The World card in amounts up to \$750 and the top prize is a 7 day cruise for two. The show is hosted by one of the ship's performers.

**TIP:** To increase your chances of being chosen to participate, pick a seat with as many empty seats to your left as possible. If the random seat that they choose is empty, the pick the next person to the right. If you just want to be on the panel, get noticed by standing up and yelling when they ask for volunteers.

- 🐭 Disney Dreams: One of the two BEST. It is totally typical Disney, with all your favorite characters and songs from movies such as "Little Mermaid," "Beauty & the Beast," "Lion King," etc. This is an all-out production...there are even fireworks at the end. I don't want to say too much to spoil it for those who haven't seen it, but this is the one "must see" on the ship.

The word is out now about the Disney Dreams show, so having a packed theater is now common with late arrivals required to stand in the back. People start to line up thirty minutes before the show time, so you may wish to get there early to assure yourself a good seat. (Near the front and center is the best)

- 🐭 Golden Mickeys – One of the Two BEST - Debuted in 2003, A true Disney musical filled with song, dance, animated film, video and of course, special effects. Be sure and chat with Rona Rivers outside the theatre! Some of your favorite Disney songs come to life on stage!

- 🐭 Also available on longer cruises may be a first-run movie night in the Walt Disney Theatre where the first-run movies are moved from the Buena Vista Theater so that more guests can enjoy them.

On the Nassau night of the four night cruise, there is no show in the Walt Disney Theater. Instead, guests may participate in a deck party on deck nine from 8:30PM to 1:00AM (5.6 below). The party features a band, characters, and a dessert buffet.

There is no drink service in the Walt Disney Theater. Preludes bar is just outside the theater if you'd like a drink before or during the show. There are cup holders in the armrests.

On the four-night cruise, on Nassau night there is another show, usually *Who Wants to be a Mouseketeer* or a variety show. This varies by cruise; check your Navigator for the evening's show.

The Walt Disney Theater schedule on the 3-Night Cruise (6/05):

Thursday: Hercules the The Muse-kal.  
 Friday: Golden Mickeys  
 Saturday: Disney Dreams.

The Walt Disney Theater schedule on the 4-Night Cruise (5/05):

Sunday: Hercules the The Muse-kal.  
 Monday: Comedy Show: Comedian and other acts.  
 Tuesday: Golden Mickeys  
 Wednesday: Disney Dreams.

The Walt Disney Theater schedule on the 7-Night Eastern Cruise (4/05):

Saturday: *Welcome Aboard Variety Show*. A magician, a singing comedian and others.  
 Sunday: Golden Mickeys  
 Monday: Hercules – The Muse-kal.  
 Tuesday: No live shows planned – In St. Maarten until 11:00 PM. A first-run movie is shown in the WD Theater.  
 Wednesday: Who wants to be a Mouseketeer?  
 Thursday: Disney Dreams – See above. Matinee shows are added to schedule, watch for them

Friday: Farewell Variety Show: The week's shows are wrapped-up in this show featuring performances from all of the Walt Disney Theater shows.

The Walt Disney Theater schedule on the 7-Night Western Cruise (4/05):

Saturday: *Welcome Aboard Variety Show*. A magician, a singing comedian and others.

Sunday: Who wants to be a Mouseketeer?

Monday: Golden Mickeys

Tuesday: Hercules – The Muse-kal.

Wednesday: No live shows planned – In Cozumel until 11:00 PM. A first-run movie is shown in the WD Theater

Thursday: Disney Dreams

Friday: Farewell Variety Show: The week's shows are wrapped-up in this show featuring performances from all of the Walt Disney Theater shows.

### 5.3 Buena Vista Theater:

270-seat Buena Vista Cinema with full-screen cinema, Dolby Sound, and a variety of first-run movies from Disney's movie-making companies and classic Disney films. Often, films just released to theaters are shown in the Buena Vista Theater. PG, PG-13 and R films may be shown in the evenings. The last show is usually shown at 11:00pm. During the day, the BV Theater may be used for lectures and activities such as trivia contests. Check your navigator for details.

To get a general idea of what movies will be shown during your cruise, you can call the cruise line within 2 weeks of sailing for a listing. Prem-EAR – If a Disney movie is premiering on land during your cruise, chances are it will prem-EAR on the ship too.

Here's an idea of the movies played. The June 2005 Disney Wonder 3-night offered the following movies: Hitchhiker's Guide to the Galaxy, Pooh's Heffalump Movie, The Pacifier, The Incredibles, Ice Princess, and A Lot Like Love.

The May 2005 Disney Wonder 4-night offered the following movies: Pooh's Heffalump Movie, A Lot Like Love, The Incredibles, Ice Princess, Ladder 49, The Pacifier, and National Treasure.

The April 2005 7 night Caribbean Cruises: Around the World in 80 Days, Pirates of the Caribbean, National Treasure, The Incredibles, Pooh's Heffalump Movie, Finding Nemo, Princess Diaries 2, and The Life Aquatic of Steve Zissou,

### 5.5 Studio Sea:

Family lounge offering dance music, family oriented cabaret acts, participatory game shows and multi-media entertainment.

### 5.6 Deck Party:

On all cruises, the Pirates of the Caribbean deck party is the place to be during which the band plays on deck, and guests are treated to a late evening dessert buffet. There is a retractable floor over the Goofy pool on which to dance. Late at night, they open up a dessert buffet complete with ships, pirates, "real gold" coins/chocolate and the obligatory ice sculpture.

### 5.7 7-Day Cruise Entertainment:

The Disney Magic offers on-board themed seminars during the 7 night cruises. For each of these themes, there are several activities that can be taken. There is no requirement to sign-up or to be at all of the activities. All activities in each theme are listed in the Navigator and you can go to as many or as few as you like. You can also go to different activities from different themes. It's very flexible.

From the DCL literature:

A whole-new themed approach to adult programming.

Three themes to choose from, with activities that can be experienced or sequentially. Programming tracks, presently under development and not-yet named, are inspired by the following themes.

Navigating The Seas:

❖ Learn how a ship works, how to box a compass, navigating the stars.

- ❖ Absorb the history, grandeur and lore of classic ocean liners.
- ❖ Enjoy themed shore talks – Disney story tellers will spin tales about pirates and sunken treasures.
- ❖ Interact with our captain at Captain's Corner Q&A session.
- ❖ Take a tour behind the scenes of our cruise ship.

#### The Art of Entertaining.

- ❖ Learn how to design a special menu. Capture the ingredients and flair that lead to a sumptuous, complete dinner and each of its courses. Pair wines with menu items.
- ❖ Enjoy an afternoon wine tasting at Palo.
- ❖ Develop invitations, prepare place cards, create decorations, and fold napkins.
- ❖ Capture the know-how to create special family favorite treats, such as sugar candies, cotton candy.
- ❖ Learn cake and plate decorating
- ❖ Discover the secrets of creating special cocktails of the day.
- ❖ Observe the art of ice carving.

Those that attend the Art of Entertaining series are invited to tour the galley after the series. The galley tour is a must see. You are guided through all of the areas of the main galley between Lumiere's/Triton's and Parrot Cay.

#### Disney Behind the Scenes

- ❖ Tour selected backstage areas and meet some of the magic-making crew of Disney.
- ❖ Join a search for the "Hidden Mickeys" aboard the Disney Magic, or a lesson in Disney trivia.
- ❖ Relive the making of Disney Cruise Line®, the Disney Magic, and castaway Cay in the Bahamas.
- ❖ Hear about other Disney projects throughout the ages and across the globe including film production, animation, broadcasting and architecture.
- ❖ Occasionally a guest celebrity may be onboard and do a presentation or mini-seminar

For additional adult entertainment, the *Disney Magic* has two new unique variety performance evenings, a brand-new Broadway-style show, a romantic cocktail hour on deck one evening with the Promenade Lounge duo providing easy-listening/dance music, cabaret acts in Rockin' Bar D, themed nights in Rockin' Bar D (50s - 80s), adult-oriented games in Rockin' Bar D, a new island-theme deck party on the night in St. Maarten, a first-run movie night in the Walt Disney Theater, and the duo in Promenade Lounge for enjoyment/dancing. Additionally, they offer three adult programming tracks where guests will be able to learn and enjoy many new things.

For teenage guests, they feature more teenage dance parties (80s and 90s).

#### 5.8 7-Day Cruise Themed Evenings:

Aboard the Disney Magic, to mix things up a bit, some evenings are themed and guests are encouraged to participate. The schedule is such:

##### Eastern Itinerary:

Saturday: Casual

Sunday: Formal night. – Featured is the Captain's Welcome Aboard Gala with the Captain in the Atrium. Great night for a family portrait in that they set up photo studios in the atrium with various backdrops.

Monday: Casual.

Tuesday: Pirate Night is the evening deck party. Bring your pirate gear!

Wednesday: Casual

Thursday: Semi-Formal night. – Dark Suits. Featured is Captain Mickey's Party The Real captain invites you to a reception in the Lobby Atrium.

Friday: Casual

##### Western Itinerary:

Saturday: Departure Casual

Sunday: Key West - Casual.

Monday: Day at Sea - Formal night. – Featured is the Captain's Welcome Aboard Gala with the Captain in the Atrium. Great night for a family portrait in that they set up photo studios in the atrium with various backdrops.

Tuesday: Grand Cayman - Casual Tropical.

Wednesday: Cozumel – Tropical Pirate Night is the evening deck party. Bring your pirate gear!

Thursday: Day at Sea - Semi-Formal night. – Dark Suits. Featured is Captain Mickey's Party The Real captain invites you to a reception in the Lobby Atrium.

Friday: Castaway Cay - Casual

---

## 6. Recreation

---

There are as many concepts of the perfect cruise as there are passengers aboard the ship. Some passengers take active vacations, spending time in the gym and getting up at the crack of dawn for a few laps around the promenade deck. Others enjoy the dining and wine tasting. To many more, sitting on deck in a chair under the Caribbean sun is the highlight of their cruise.

### 6.1 The Vista Spa:

Located on Deck 10, way forward. The Spa includes a fitness room for aerobics and other floor activities as well as a room full of exercise equipment that overlooks the bridge.

There is no fee to use the exercise equipment or aerobics classes. The health club is open approximately 7am to 10pm and there is at least one aerobics or step class each day. They do try to keep you away from the spa area if you have not paid for extra services.

The exercise room with the machines offers a lovely view over the bridge as well as a view inside the working part of the bridge.

The **Vista Spa Complimentary Fitness Classes and Seminars** as of 12/04 for the four-night cruise are as follows. Signup sheets at the Spa reception desk (times/classes subject to change):

- Day 1 1:00pm-3:30pm Spa tour and bookings  
Fitness center open from 4:30pm – 10:00pm  
4:30pm Complimentary Hair and Image consultations  
4:45pm Pathway to Yoga  
5:30pm Complimentary Postural Analysis
- Day 2 Fitness center 7AM to 10PM  
8:00am Pathway to Yoga  
9:00am Cardio Kickbox  
9:30am Golden Glamour Beauty Make Over  
10:00am Zone Nutrition Workshop  
4:00pm Detox Now and How – Health and Weight Loss Seminar  
4:30pm Pilates
- Day 3 Fitness center 7AM to 10PM  
9:00am Yoga on the Beach – Meet at Vista Spa at 8:30am  
4:45pm Pilates/Fitball
- Day 4 Fitness center 7AM to 10PM  
9:00am Pathway to Yoga  
10:00am Body Energizer – Burn Calories and Sculpt the Body  
10:45am Bronze Your Body Beauty Make Over  
2:00pm Pilates  
3:00pm The Zone/Detox Now – Health Seminar  
4:30pm Cardio Kickbox

Check the Navigator for specific for days and times.

While the spa treatments aren't as hard to get as Palo reservations, the open-air cabana massages at Castaway Cay's Serenity Bay are. To get the reservations, you must go up to the Vista Spa on Deck 9 forward early (see Section 2.13 Boarding and Reservations Scramble). On the December Wonder, Tours and Reservations ran from 1:00pm – 3:30pm and the spa opened for treatments from 4:30pm to 10:00pm.

When you arrive at the spa, you'll be encouraged to take the tour first and schedule your treatments after. However unless you are really unsure what to do, don't take the spa tour first. By the time that you take the tour and see the whole place, most of the popular treatments will be fully booked including all of the Cabana Massages. We recommend you read up on the Spa offerings in advance and determine what you'd like to do. Schedule it before doing the tour. If you change your mind about something you booked, you can always cancel. If you take the tour first, you may not get the time or treatment you want, especially true for cabana

massages.

The Vista Spa is not run by Disney but by the Steiner Company which runs the spas on many cruise ships. The web site for Steiner is <http://www.steinerleisure.com/>.

Gratuities are not included in the price of the spa treatments. Consider the cost of the gratuity when budgeting for your spa treatment. A 10-15% gratuity can add a lot to the cost of your Spa time.

Occasionally the Spa offers "value pricing" on some treatments. Check your Navigator for times.

Please note that the types of services and treatments that are available in the spa change frequently in availability, duration and price. We can't keep up with the changes, so if you have your heart set on a specific treatment, be sure to have alternates in mind in case your dream massage isn't being offered.

Also, your spa "therapist" is likely to recommend products to you for sale, that are very expensive. Some are actually quite good, others are not. If you do not wish to have the products offered to you, write it in large letters on your "sign-in" form when you arrive for your treatment. You do not have to purchase any products so don't be shy about saying no if you are not interested. Products sold are from the Elemis line:

<http://www.elemis.com>

It is recommended you arrive 15 minutes prior to your treatment, fill out the pre-treatment form.

Be sure to keep valuables locked in your cabin

Cancellation – give 24 hours notice otherwise you will be charged 50% of the treatment cost.

You must be 18 years of age or older for private treatments. Persons under 18 must be accompanied by an adult or guardian for the duration of the service.

#### **FITNESS PACKAGES (as of 12/04):**

**Shape Your Body (\$135):** Body Composition Analysis (30 minutes), Personal Training Session (60 minutes) and Zone Nutrition Consultation (30 minutes).

**Revive and Relax (\$130):** Body Composition Analysis (30 minutes), Personal Training Session (60 minutes) and Alpha Relaxation Capsule (30 minutes).

**Rejuvenate (Ultimate Relaxation Package) (\$125):** Exotic Rasul (60 minutes), Alpha Relaxation Capsule (30 minutes), Tropical Rainforest one day pass

#### **SPA TREATMENTS (not all offered on all cruises) as of 12/04**

##### **FACE**

**La Therapie Hydralift Facial** (50 minutes, \$109) - "Using gels and creams rich in amino acids and nourishing plant extracts, this facial cleanses the lower layers of the skin while transporting active ingredients into the skin. It also includes a relaxing neck and shoulder massage and completes the treatment with a purifying facemask. (brochure)"; **La Therapie Intensif Age Zone Treatment** (add-on \$30) select 2 solutions from Hydra Lip Intensif, Intensif Eye Treatment, Hydra Neck Intensif and Hydra Peel Hand Treatment; **La Therapie Intensif Vitamin Anti-Oxidant Treatment** (add-on \$30)

**Elemis Pro-collagen Marine Facial** (75 minutes, \$130)

**Elemis Pro-collagen Eye Zone Therapy** (30 minutes, \$60)

**Elemis Aromapure Facial** (50 minutes, \$109)

**Elemis Aromapure time for Men Facial** (50 minutes, \$109)

##### **BODY**

**Elemis Aroma Stone Therapy** (75 minutes, \$175) – "Traditional massage combined with the penetrating heat of volcanic basalt stones placed on key energy points on your body. An ancient Polynesian tradition. (brochure)"

**Elemis Deep Tissue Muscle Massage** (50 minutes, \$116)

**Swedish Massage** (50 minutes, \$109; 25 minutes, \$72)

**Reflexology** (50 minutes, \$109)

**Couples Massage** (50 minutes, \$109)

**Total Glow Self Tanning Treatment** (50 minutes, \$141)

##### **EXOTICS**

**Elemis Cellutox Aroma Spa Ocean Wrap or Float** (90 minutes with half body massage \$176; 120 minutes with full body massage \$228; add-on float \$15)

**Elemis Musclease Aroma Spa Ocean Wrap or Float** (90 minutes with half body massage \$176; 120 minutes with full body massage \$228; add-on float \$15) - "Combing the power of seaweed, sage and



aromatherapy, this treatment re-mineralizes the body, boosts a sluggish system and detoxifies the muscles. Also included is a half or full aromatic body massage, which includes scalp, feet, back of legs, back, neck and shoulders. (brochure)”

**Exotic Lime and Ginger Salt Glow** (50 minutes with half body massage, \$141; 75 minutes with full body massage, \$178) – An exotic body polish – We pour warm oil over your body and then massage the mixture into your skin, sloughing away dryness. Have it with a half or full body massage (brochure)”.

**Elemis Absolute Spa Ritual** (100 minutes, \$237)

**Bathing Rituals** (25 minutes, \$32)

## **FIRMING**

**Ionithermie Cellulite Reduction Program** (50 minutes \$145; 3 treatments \$363) - “An exclusive European treatment help diminish the appearance of cellulite. The treatment firms and tones, while giving the added benefit of inch loss. The treatment also boosts a slow metabolism and boosts energy levels. (brochure)”.

\*\* “A reader writes: I was especially interested in the cellulite removal - that’s right - removal service they claimed worked permanently. This encompassed at least 3 different services that targeted at least 3-4 areas of your bodies. One was targeted to the face - that help erase the facial lines and smoothed the skin out. They used some type of electrical current (Ouch you say, well keep reading) to do away with it. Next section targeted the upper arms and promised to tighten that flab that swings loosely as we get older. The next one was for the chest area and the one that we did was for the stomach, thigh, butt area. By the way, the girl recommended this one for ridding the body of excess love handles on the men and defining the waistline in women.”

I chose this one and husband surprised me by wanting to do it also after viewing the whole spa. We chose the "love" handles removal. We went into separate rooms where we were asked to disrobe from the bottom down. We were handed paper panties - husband was too. After disrobing and putting on our disposable diapers - that's what they feel like - you are then asked to stand while they take measurements on various parts of your bodies. From the stomach to the upper thighs and rump area too. This is for comparison after. They claim that you will "permanently" lose a guaranteed 3-8 inches. Thus the measurements. After the measuring, I was asked to lie down on what looked like an electrical pad. Helen then mixed up a batch of powder that she explained was the key ingredient necessary for breaking up the cellulite cells. She claims that it is a mixture of some ginger (ginseng type), but mostly seaweed in powder form. It does smell slightly and goes on wet and slightly cold. However, soon the mixture is warmed and not too uncomfortable. After lathering you up, she "hooks" you up to some positive and negative (very low) currents. (OH - absolutely NO pregnant women can take these services due to the current needed to break up these cells.) They were adamant about this. The first two feel like a foot cramp, like when your feet fall asleep and you stand up - that kind of twinge. But soon they adjust the current to a comfortable level. They then cover you with a blanket if you chose - I did - it started to get cold for me, but once the blanket is on you its quite cozy and you eventually hate the idea of getting out from under there. I thoroughly enjoyed this experience, due in part because Helen and I "chatted" the entire time we were there. (About 1 hr) The current is applied for about 1/2 hr if memory serves me right.

In that time, they ask you certain questions on your diet, your exercise plans, foods to stay away from, like caffeine, fat and cheese. All the good stuff. They recommend a change of diet and other advice. Let’s just say I am not a stick and could definitely use this service. During the time the current was breaking up the fat, Helen explained what I could be expecting for the next couple of days. I was to stay out of the sun for a minimum of 12 hrs for me (I am Mexican with a slight beige complexion, according to Helen not too dark.) My husband is white and his attendant recommended him to stay away about 18-24 hrs). Also, she said that this would affect some of my patterns and for women could cause some slightly painful menstrual. They do not recommend doing this 1-2 days before your time. Only because it could cause some people more sensitivity. At the end of my time, boy I hated to get up. She left the room while I cleaned up. They had showers available but they were not operational at the time of our sailing. After the clean up, they come back in and measure you. Steve, my husband lost a total of 4 inches on his stomach and love handles and I lost a total of 6 all over. The take the difference of the before and after and add them all up to equal your "total" loss. I thought this was a bit on the phony side, but guess what? I did actually loss something. When I tried on my clothes the next day, my pants were not tight in the thighs and my shorts did not pinch my waistline. So something happened. And when I got home to California, I still had not gained it back. I asked Helen how long this could be expected to last before another treatment was recommended; she said that in Europe, most women, including herself, have it done about once a month. However, now for the bad part. She did state that this was all exclusive to the Disney Magic. That due to the regulations of the USA, no one stateside has this

procedure. It has not been approved yet. Bummer. I would gladly pay my \$150 charge to have this done again. “

## **FITNESS**

**Personal Training** (60 minutes \$75; course of 3 \$191) - “Bored with your workout? Not getting the results that you want to achieve or not sure how to go about exercising? A one on one session will show you how to get the results you need now! (brochure)”

**Body Composition Analysis** (30 minutes, \$30) - “Find out your body fat percentage, water, toxin level and lean body percentage. The analysis will also give you important information about your metabolism. Learn how to burn those excess calories now. (brochure)”

**Chakra Balancing Capsule** (25 minutes, \$45; 50 minutes \$60) - “The ultimate relaxation experience! Let soothing sounds, gentle warmth and calming aromatherapy take your mind to the deep relaxation state of alpha. The equivalent of three hours of natural deep sleep. (brochure)”

\*\* “Suffice it to say that this was memorable. Steve (hubby) and I walked in on another tour, on the second stop; we came upon a lady manicuring someone’s toes. Sitting next to her was this (for lack of a better explanation) “egg-shaped” lounge chair. It sort of resembled a tanning salon bed but with a reclining lounge chair. Its purpose is sort of like the submersion/relaxation chamber/tank (girl’s words). The benefits are that it simulates the REM (deep sleep) brainwaves when your body is most at rest. She said that 25 minutes of rest in here would be equal to 3 hrs of sleep and relaxation. It is supposed to help your feet and take pressure off. You lie/sit down on the chair, they have night blinders on and there is also music that you can play to help further relax you. The egg capsule is basically white and the top lifts up when it is not in use. “- Lauravell

\*\* Barb, (Inkkognito) adds: Very nice, except it’s hard to relax with the sound of “elephants” on the sports deck above you. Disney shows very poor planning in putting the spa right below the sports courts. The spa says this is their number one complaint.”

## **HAIR AND NAILS**

**Frangipani Hair and Scalp Conditioning Ritual** (25 minutes, \$26) – “Monoi is used to nourish the scalp, hair and skin. (brochure)”

**Style Dry/Roller Setting** (from \$30)

**Trim or Restyle and Style Dry** (from \$52)

**Men’s Wet Cut and Style Dry** (from \$23)

**Hair Up** (from \$30)

**Color and Style** (from \$49)

**Traditional Manicure** (25 minutes, \$25)

**Traditional Pedicure** (45 minutes, \$40)

**Elemis Exotic Hand Ritual with Manicure** (55 minutes, \$55) – “We rejuvenate with the Elemis Exotic Lime and Ginger Salt Glow, then nourish and condition with the sublime sensation of milk protein. (brochure)”

**Paraffin Wax Treatments for Hands and Feet** (add on \$15)

## **WATER THERAPY TREATMENTS:**

**The Tropical Rain Forest (\$14 per day, \$8 with any massage or aqua treatment, length of stay pass available too)**

“Experience the benefits of steam, heat and water therapy combined with the power of aromatherapy to relax the mind. Excellent before or after a body massage or water therapy. (brochure)”. We recommend the Rain Forest as one of the best values from the Spa.

\*\* Lauravell contributes - “The rain forest room got its name due to the fact that it mists in the main part of the room. They have saunas, steam rooms and exclusive to the Magic, tile lounge chairs that “spray” you so that you don’t have too. They also have a lion fountain that spouts out “Cold” water - this in part due to the fact that the rooms gets very hot and they don’t want you to overheat. This is also the only other room that is coed, apart from the “joint” massage room. The rainforest room is centered in the middle of the spa. The room is circular in style and had a very pretty color scheme,. You definitely feel relaxed in here.”

\*\* Barb (Inkkognito) was in the Rainforest room -- “It was great. There is a plain sauna, plus two with different aromatherapy scents, and there are also two “rainforest” scented showers. Again, the deck above breaks your relaxation, but overall this is a wonderful place to spend an hour or two luxuriating. As

you can probably guess by this report, I love to pamper myself with these sorts of treatments. If you enjoy that sort of thing, too, the day at sea (or Nassau day on the 3-day) is a great time to devote to treating yourself to some R & R."

**Hydrotherapy Spa Bath: (20 Min. \$26)** - "Allow warm water and aromatherapy oils to caress the body and take the mind to far-off places. Over a hundred different jets will massage the body from the soles of the feet all the way up to the back of the neck. After a consultation with our Spa Nurse, the jets will be programmed to meet your individual needs. Results can be achieved to break down muscle tension, aid arthritis and revitalize you. A soothing milk whey skin treatment is also available for dry skin conditions such as psoriasis and eczema. (brochure)"

\*\* Inkkognito "Hubby did this for his aching muscles and gives it a high recommendation (of course, he spends a lot of time in our whirlpool at home). He says the salts he bought help his aching joints...he can slip into the tub, close his eyes, and pretend he's back on the cruise -."

**Surial bath: (\$68 for an hour for a couple)** - "A fun, exfoliating, remineralizing treatment that you can try by yourself, with a partner, or a group of three. Enter the Surial Bath chambers where you will be provided with medicinal muds. Apply these all over the body, including the face, and then relax in the gentle steam room as your body absorbs the minerals and trace elements from the mud. Wash away the mud with individual showers and take your time to enjoy an aromatherapy experience of your very own. (brochure)"

"After checking in you go to the locker room, get naked and put on a big, fluffy robe. You are then lead to a private room that includes a shower area and steam bath area. In the private room is a bowl filled with three types of mud. One is for your face, another for your upper body and a third for your back and legs. You slather this mud stuff all over each other for 15 minutes. The spa lady comes back to make sure everything is OK and then you go to the steam room for 20 minutes. While in the steam room you exfoliate your body with sea salt. When that's over the spa lady comes back with lotion and oil. She brings back the kind of oil (aromatherapy) for invigorating, relaxing, etc. You shower, shampoo (shower gel, shampoo and conditioner are provided) and then rub lotion and oil on each other. The whole process is kind of messy but a lot of fun!!" - Anonymous

"You are given the room for 45 minutes and they close it so no one else but your partner and you are there. They lights are turned down very low and you are encouraged to massage/put mud each other, shower and just plain relax in this room. No one is to disturb you when you have this time. The tour guide ACTUALLY recommended this room to couples. Said that everyone has come out smiling at the end of their time, and they don't ask any questions!!!! Honest to God she did say this!! She even commented that it is cleaned out and scrubbed after every visit. The room is fairly big and with the lights down presents a VERY romantic experience for two. By the way, the door locks from the inside." Anonymous.

#### **OTHER SPA TREATMENTS:**

**Booster Therapy (\$60 minutes \$60)** The ultimate in heat and water therapy. Combines a 25 minute Chakra Balancing capsule session with a 20 minute treatment in Hydrobath (brochure).

\*\*\*"I absolutely loved this combination and found it extremely relaxing. In fact, the 2 treatments in combination were as relaxing as a massage! Deb Wills"

#### **The Cabana Massage: (\$100 for 50 minutes)**

At Serenity Bay on Castaway Cay in the open-air Cabanas. These full-body massages go very fast, so if this is a priority for you, go quickly to the Vista Spa and don't take the tour. Make reservations first. See section 10.4 below. There are also Cabanas at the Teen Beach called Sunny Shades which seems to be the same experience. Please let us know more. A Seaweed wrap plus massage is also offered for \$120.

When booking the Cabana Massages on the ship, look for a table occasionally set up in front of the Spa to handle the reservations rather than going inside.

**TIP:** Do not book the first, 10:00 cabana massages on Castaway Cay. You will have precious little time to get off of the ship, through the departure crowd and scoot to the other side of the island before your scheduled time. If you are late, you will get an abbreviated massage and go away somewhat disappointed. They will not advance the schedule.

Barb, Inkkognito comments: "CABANA MASSAGE: let's just say it was divine. I am a spoiled person who gets a massage every week anyway, but there's nothing to compare to having it done in the sea air with the roar of the ocean in front of you. They finish you off with a wonderful, refreshing menthol cream. I bought a tube to use on my tense neck & shoulders, since I do PC work all day. I hated to give up any precious time on Castaway Cay, but this was worth it."

Recently, they have been building four more cabana massage cabanas. We expect that these popular massages will be a little easier to get in the near future.

## 6.2 Wine Tasting:

LadyArli anticipated in the wine tasting:

"We took a wine tasting class in the afternoon on the last day of the cruise, which was our "at sea" day. The class was held in Palo, and was taught by the wine stewards and run by the cruise recreation staff. The class lasted a little over 1 hour and was very informative. We were given water and some plain Italian bread to cleanse our palates. We tried six different types of wine - all very different: everything from Merlot to white Zinfandel to sparkling wine. They told us to look at the color and why. How to smell the wine and why. Also, how to decant wine, and how to open a bottle of champagne by rubbing the side of the bottle with a butter knife. Actually, we learned a lot of little tidbits, besides, but you get the idea. It was well worth the \$12.00 per person we paid." Cheryl

**TIP:** This is a great idea to do early in the cruise because the wines chosen are on the dinner wine list".

## 6.3 The Pools:

There are three pools on deck nine aboard the Disney ships. All three pools are fresh water and heated. Forward, there is Quiet Cove, the Adult's pool. There are two spas adjacent.

At midship, there is the Goofy pool for families. It is somewhat on the small side compared to most shipboard pools. It can also get crowded on full cruises on hot days. There are two family spas adjacent, one hot and one cold. The Goofy pool can be covered for deck activities.

Aft is the Mickey Pool for kids. Featured is the Mickey slide where kids can slide down a yellow slide supported by Mickey's gloved hand. The pool is only about a foot deep, so the little ones can get in and out by themselves. When the slide is open, there are crew members present to keep things safe. To use the slide, the kid must be 4-12 years old and no more than 64" This is also the location of Scoops and Pinocchio's.

For a while, the Disney Cruise Line® banned non-potty trained kids from the Mickey pool. But since then, they've modified the starboard (right) ear of the Mickey pool to be self-contained and non-recirculating meaning that contaminants are quickly flushed out. Good news for the little ones and well-done Disney. This is current for the Magic.

## 6.4 Shopping:

Shopping aboard is fairly limited in terms of both time and selection. The shops are not open while in any of the ports. There are two large shops and three specialty shops. Get ready for sticker shock. Where prices in the theme parks tend to be high, merchandise on the Disney ships is even higher; hats for \$24 and polo shirts for \$48. Browse the store early in your cruise for the best selection. If you wait until the last day, the item that you wanted may be gone. Strangely enough, there are no books or magazines for sale. If you want these, get them before boarding, though there is a small library on deck 1. It is also important to note that though Shutters closes late the last night of the cruise, they cut-off merchandise sales at 10:00 PM though the shop is open for a few more hours.

- ❖ **Treasure Ketch:** The upscale shop aboard the Disney ships. It features the higher end merchandise such as crystal, leather, fragrances and jewelry.
- ❖ **Mickey's Mates:** The Disney Store of the Disney ships. Here are the T-shirts, hats, mugs, plush and the other Disney ship and DCL merchandise. There is also a limited selection of drug store goods like sun screen and medical products.
- ❖ **Shutters** is where you pick up your photos and may buy photography accessories such as film, camera straps and picture frames.
- ❖ **Upbeat** is more of a store front than shop. You can purchase liquor and tobacco to be taken home or Cubanos to be smoked before you get to customs. If you order liquor, it will not be delivered to you until the last day of the cruise.
- ❖ On Castaway Cay there is **She Sells Seashells and Everything Else** for the beach clothes and shoes, sunscreen and Castaway Cay logo merchandise. **Cultural Illusions** features handmade Bahamian arts and crafts and paper goods.

## 6.5 Quartermasters - The Arcade:

On deck nine, opposite Quiet Cove Cafe is the shipboard arcade, Quartermasters. Quartermasters features late-model video games and an air hockey table. Most games are fifty cents. You pay for the games

by purchasing a Donald ticket from a machine within Quartermasters. You can insert your Key to the World and charge the value to your shipboard account, then out pops a card to use in the machines. This card feature can help parents control the arcade spending by their children.

#### **6.6 Cigar and Brandy Social:**

On the Nassau night, there is an after-dinner cigar, and, cigar and brandy meet outside Palo. There is no charge to attend and you can bring your own cigars.

*"They set up a small portable bar with a staff member to serve you an after dinner drink. If he didn't have it, he went inside to the Palo bar and brought it to you. There were two or three tables and chairs set up as well, but plenty of room for passengers to stroll by without any problem. The attendant brought out cigars for you to purchase, or you could smoke your own. I have a photo I took of the men who gathered that night, swapping their cigar stories with my husband. It was real cute! Hope this helps! My husband was really happy he could smoke his cigars in the ESPN lounge too!" - TXDUBBS*

You can't buy Cuban cigars onboard because all food and supplies are brought on board in the United States. However, Cuban Cigars or at least cigars that claim to be Cuban are on sale at most Caribbean ports. Remember that you must smoke them before you leave the ship at Port Canaveral as it is illegal to bring Cuban Cigars into the U.S. It's smuggling and when you are caught; it'll ruin your day.

#### **6.7 Art Tour:**

The Disney ships are full of photographs, fine art as well as originals from their long history of animation art. What else would you expect from a company whose roots are in animation art? There is a self-directed art tour available from Guest Services that comes highly recommended

#### **6.8 Pin Trading:**

In the lobby atrium nightly at 7:30 or whenever it is scheduled in the Navigator, guests meet for pin trading. Be sure to stock-up on your favorite pins from WDW, Disneyland, the Disney Store or wherever you can get them.

There are also informal and apparently voluntary rules established for pin trading on the ship, at least as far as the crew members are concerned. Crew members and guests who are participating in the trading wear lanyards around their necks displaying all of their pins for trade. If see a pin that you'd like, you simply tell them that you'd like to trade for it. Disney Crew Members can't refuse a trade as long as you offer a legitimate Disney pin. The most sought-after pins are those from off of the ship and especially outside of WDW. So, get to the Disney Store or Disneyland before you go and load up.

Those who take the wine tasting class receive a pin.

#### **6.9 Character Greetings:**

Just as in all of the Disney parks, characters are aboard the Disney ships and are available for photos and autographs. There are pre-scheduled character meet and greets set up and announced in the Navigator. Some of the characters seen on board are: Mickey, Minnie, Goofy, Pluto, Chip and Dale, Belle, Alice in Wonderland, Mulan, Lilo and Stitch, Wendy from Peter Pan, Snow White, Captain Hook and Mr. Smee. Of course, the availability of these characters will vary based on their schedules elsewhere in the world and the state of their costumes. Seven day cruises also have a Character Breakfast and yet another opportunity to see your favorites.

**TIP:** A great place to see characters without the crowds is during off-hours in front of the Walt Disney Theatre; check your Navigator for times.

**TIP:** There is a character schedule board in the atrium lobby for the day's events located across from Tritons/Lumiere's".

**TIP:** Be sure and check for Disney Characters at Castaway Cay – there will be several photo opportunities.

#### **6.10 Religious Services:**

Aboard the Magic:

Inter-denominational services are held on Sunday at 9:00AM at the Diversions Club.

Jewish Sabbath Eve service is held at the Offbeat Club at 5:30 PM.

For the Wonder, Saint Francis Xavier Cathedral located at West and West Hill Streets in Nassau has a mass at 6PM on Sat. This is about a 10 minute walk from the dock. Their phone numbers are 1-242-356-3008 or 1-242-356-3009. Neither the Wonder or the Magic is scheduled to be in Nassau on a Sunday, but we provide this in case you're there due to a storm diversion.

Please let us know about any other services for other religions and denominations.

### 6.11 Elongated Coins:

They have removed the elongated coin machines from the ships. Being a cash-free environment, they weren't generating enough traffic to justify their existence.

### 6.12 Card Collecting:

A program is a kids trading card (like sports cards and pokemon cards) program. When you arrive at the terminal you may be handed a Disney Wonder or Magic trading card. Then throughout the cruise various events are listed in the personal navigator with a card symbol beside them. If you attend any of these events you receive a cards. You may receive cards at the shows each evening, the Island Magic afternoon character show, and the Children's Discover the Magic presentation. One night at dinner you may also receive cards and by asking at Shutters and other locations, you can get more cards. Don't miss the Captain's Reception and the Captain's card. There are no opportunities for trading, but they make a nice souvenir and you can put them in scrapbook.

### 6.13 Internet Café':

If you just can't stand the thought of giving up you internet time to go on a Disney Cruise Line® cruise, never fear! You can do both. A portion of the Promenade Lounge on both ships has been turned into a little Internet Café for your amusement. There are about 8 computers available and there doesn't seem to be a problem getting one available. Generally, there is a crewmember available to help you. Everyone is given five free minutes per cruise to give it a try and get hooked. The price for all-week unlimited access for the 7-day cruise is \$90, unlimited access on the Three-night is \$40. You can connect per minute at \$0.75/minute. There are also several terminals located in the adult only Cove Café.

**Wireless Access on Magic!** Jennifer Marx writes 8/21/05: Greetings from the Disney Magic on the Transcanal Voyage from California to Florida! Just wanted everyone to know that wireless Internet is available on the Magic now, and I'm currently using it while sitting in the atrium, deck 4. Pricing is .75/minute, \$55 for 100 minutes, or \$105 for 300 minutes. There is no unlimited plan. It is working well, and Guest Services provided a detailed instruction sheet for connecting which was very helpful. The wireless hot points are Promenade Lounge, Studio Sea, Cove Cafe, decks 9 and 10, and the atrium lobby (decks 3-5).

- . We recommend buying the unlimited internet access package if you plan on accessing the internet frequently – if you use the “pay as you go” plan you'll be surprised how quickly the 75 cents/minute charges can add up! There are direct links if you have an email account on one of these services: juno, yahoo, earthlink, compuserve, netzero, msn hotmail, or bell south. If you have a different email provider, we recommend setting up a free yahoo mail account and forwarding your email to that account before you leave home. Then you can easily check your yahoo mail on the cruise.

---

## 7 Kids.

There is nobody that can think of Disney without thinking of kids and families, so naturally, The Disney ships have developed absolutely fantastic onboard programs for kids of all ages. Often, parents have commented that they want to spend time with their kids on the cruise. But, after the kids have gotten a taste of the kids' activities, they have other ideas. Comments such as “They couldn't wait to get dressed and head up to the Club” and “I didn't see them all day except for a brief meeting in the passageway” are so common. The kids are on vacation too, and they are having the time of their lives.

It's a bit ironic also that aboard the ships with the most kids, there are more opportunities to be without the company of kids. By creating large and very active children's' areas the kids have more to do in the activities and less time to run around the decks, occupy the pool chairs and get underfoot. Furthermore, Disney Cruise Line® is one of the few cruise lines that have areas set aside for adults to enjoy alone. The Adult's clubs, pool, spa and beach are all provided to give weary parents and adults without kids a break from the little critters.

**TIP:** Your Key to the World Card comes with charging privileges, even the kids' cards. Before you let the little ones and not-so little ones run off and break the bank at Quartermaster's, you may put a spending limit on each card. You can also cut-off charging privileges completely on any card. Go to guest services to have this done.

See the special note on Children's pricing changes in section 2.1.

Judith Woods comments on Children safety and security:

*“If you go on Disney, don't worry about leaving your children in their program. My husband and I took our three year old in October, and were very happy with the children's programs. Working in the child abuse/neglect prevention field, I am paranoid to say the least, and I actually called Disney in*

Orlando to inquire about criminal background checks and the like. I very rarely leave my child anywhere under any circumstances. Disney performs random drug screens and has a fairly extensive background check before you can get hired. The spaces on the ship for the little ones are wide open, and it would be difficult- and obvious- for someone to get your child off in a corner alone. Disney also has good check-in and security measures, each child is issued a clearly marked nametag, and you're issued a pager when you leave your child. You also have to leave a password to be able to have access to your child. On Castaway Cay, all the programs are outside in wide open fenced in areas. The crews working with the children were polite, interested, and very observant with the children, and several had child education related degrees. When I picked my daughter up at the Castaway Cay area for her age, I observed a child fall off a picnic bench and bump his head. The crew responded appropriately in terms of first aid, paged the child's parents immediately, and because it was a bump on the head, told the parents to meet them at the first aid station. This was done with a minimum of confusion, and without alerting or alarming the surrounding children. My daughter found the programs fun and entertaining, and wanted to spend more time than we let her in the programs. Also, if you leave your child during meal time, the children are segregated in the dining areas, and given special meals. There is at least one adult to four children in the little ones age group. Outside the children's program areas, there are lots of things for children to do, and all crew are very engaging and anxious to please children. It wasn't a big deal when my daughter fell asleep over two chairs in Lumiere's- our waiter brought a couple of clean napkins to cover her with! The Disney cruise is, as far as we are concerned, the perfect family vacation with little ones. Hope you have a good time!"

### **Children's Programming participation guidelines and special requests**

#### Physical and Social Interaction

Children's programming is open to all children\* ages 3-12, who are:

- Completely potty trained
- Able to interact comfortably within our counselor-to-child ratio groups of 1-15 (ages 3-4) 1-25 (ages 5-12)
  - Able to interact comfortably with peers of their own physical size and within our established age groupings of 3-4, 5-7, 8-9 and 10-12
- (A child may participate in an older age group, if they are within one month of the minimum age for that group. Example would be a 7-year-old who wishes to join the 8-9 group and is within a month of turning 8.)
- \*Exceptions that may prevent participation:
  - A child who shows symptoms of fever, vomiting, diarrhea, unexplained skin rash, discharge from the nose or eyes or has any other contagious disease or illness
  - A child who becomes disruptive within the group. (Should this occur, it may result in the child not being able to participate in Programming, without a parent or guardian)
- Special Requests that they are unable to accommodate:
  - A child who requires one-on-one care
  - A child or adult who wishes to participate in an age group much younger/smaller than their physical age/size. (Example would be a 10-year-old wanting to be with the 5-7 age group)
  - A child who needs the attention of a counselor with special training
  - A child who needs counselor-assisted medical attention
- Family Interaction
  - If you child's needs cannot be accommodated, there are a multitude of events and activities throughout the ship, which the entire family can enjoy.
    - Main Stage shows
    - Family game shows
    - First run movies
    - Deck parties and events
    - Selected shore excursions
    - Castaway Cay
  - The Oceaneer Club and Oceaneer Lab are open each evening from 5:30 - 6:30 pm (except for embarkation evening) for the entire family to enjoy the space together.
  - Parents or guardians may accompany their child to the Oceaneer Club and Lab programs and activities at any time throughout the cruise.
  - Parents may make a request for modified programming for a limited period during the cruise. Disney Cruise Lines® ability to fulfill the request will depend upon the child's needs, the availability of counselors, program participation, and other applicable considerations. Disney Cruise Line® cannot

guarantee that special requests will be accommodated. Such requests must be made prior to sailing, through the Disney Cruise Line® Special Reservations coordinator.

- For 3-and 4-year olds, who are not potty trained or who may prefer a smaller adult-to-child ratio (1-6), parents may request that the child be accommodated in Flounder's Reef Nursery, the infant and toddler group babysitting area.

### **7.1 Toddlers (under 3):**

Whundley@aol.com contributes:

*"The Disney Cruise Line® doesn't have any specific programs for children under three years old. (They now offer Flounder's Reef child care, see below. Ed.) Despite this, a toddler can enjoy the cruise; it just takes more parental involvement. The ship is one big adventure for a small child and exploring it can be a lot of fun."*

*"The kid's pool is very shallow, about one foot in Mickey's ears and not much deeper in the main part (his face). They don't seem to object to parents playing with the kids in this pool. The family pool tends to be more crowded and the larger kids and adults may intimidate the little ones."*

*"The Oceaneer's Club is only available to 3 year olds and older who are toilet trained. It is open to younger children (with their parents) at specified times when the older children aren't there. If you check with the staff when you get on the ship they can tell you what the schedule is. There are many things to do in the club, such as, computer games, LEGOS, and toys. You must supervise your own child in the club."*

*"Schedule the early seating for dinner. Dinners on the ship take 1 1/2 to 2 hours which is a very long time for a small child to sit still. Animator's Palate tends to keep small children, but the other restaurants are less child oriented. It is helpful to take something (toys, stuffed animal, books, etc.) to keep a toddler entertained. The staff will prepare special food if they can. If your child likes fruit or a specific item, ask. You aren't limited to the items on the menu. They can also get dessert earlier for a restless toddler which might be the secret to calming down a restless child."*

*"The shows are about one hour long which seems to work well for children. There are Disney characters and/or sufficient action and music to keep most children entertained. The first seating ends by 9:30 PM."*

*"During the day in Nassau, if you stay on the ship they have a deck party in the afternoon. In addition to other things, they include activities for children with lots of character involvement. A parent and a small child can participate right along with the older children and adults. There is also a movie theater on the ship that runs Disney movies most of the day if your child enjoys movies. There are also some family excursions on Nassau that would be suitable for small children."*

*"On the Castaway Cay day, get off the ship as soon as you can and get to the beach early. This gives a small child a chance to adjust to the beach without it being crowded and also gives you a chance to get a prime location including umbrella and beach chairs. The barbecue lunch has a wide variety of items available which should appeal to almost any child. Take your stroller if you have one. There is plenty of area on the island to take a walk with your child and to let him or her nap in the stroller."*

*"There is a 24 hour coffee station outside of Topsiders that has a milk machine. You can take a couple of cups of milk back to keep in the refrigerator in the room for late night and early morning requests. There is also ice cream available at certain times of day. You can get hamburgers, hot dogs, and fries most of the day at Pluto's and pizza at Pinocchio's. Both are on Deck 9 near the pools. Check your itinerary for times on these places."*

*"Topsiders buffets work well for breakfast and lunch for small children. They have varied choices of food and drink and should include things to fit most kids, even the smallest ones."*

*"Check out the cruise gifts and consider the one with cookies, a special cruise pillowcase, and a Disney book. If you don't get the cookies (many haven't), complain to Guest Services. They have replaced the sugar cookies that weren't in the package with cookies prepared on the ship. Small children seem to love the pillowcase with "their boat" and Tinker bell on it. It makes sleeping on the boat more magical."*

Jamine ([travelingtots@aol.com](mailto:travelingtots@aol.com)) offers her tips for traveling with Tots:

*Tips for Cruising with Infants:*

*We sailed on the Carnival Victory on a four-day trip from Charleston, SC, to Nassau. Benjamin was 9 months old at the time. The crib was a Cosco port-a-crib with a 4" mattress. It was nicer than I had imagined. Our cabin stewardess provided a top sheet and a blanket for him, but these were adult-sized. If your baby is accustomed to sleeping with a blanket, you should probably pack a child-sized one. Benjamin liked to sleep with his head pressed against the corner of the crib and appeared to be a bit uncomfortable with his head pressed against the small, round bars on this crib. I folded his blanket and used it as a bumper pad after the first night.*



*I don't know if you'll be taking formula or not, but if you are, I would recommend taking the 8-oz ready-to-feed kind. That way, you don't have to worry about keeping it refrigerated and/or the purity of the water (I was always very picky about that).*

*THIS IDEA WORKED WONDERFULLY....*

*(If your baby is eating jar food) A week or so before sailing, I decided that I would prepare "meal bags" so that we could just grab one and run if we were in a hurry. I'm so glad I did. Each breakfast meal bag was a quart-sized Ziploc bag containing a small plastic spoon, a small plastic (disposable) bowl, a packet of cereal (one-serving samples obtained from our pediatrician), a 4-oz jar of fruit, and a disposable bib. The lunch/dinner meal bags had a bib, spoon, 6-oz dinner and 4-oz fruit. There were times when we were headed out the door when we knew that mealtime was approaching, so we just grabbed a bag instead of having to gather everything and make sure that we hadn't forgotten a spoon/bib/etc. And everything was thrown away after the meal, so there were no spoons or bowls to wash. I took plastic bibs, but those didn't soak up the food so we had to be careful not to smear it everywhere. Since then, Pampers has put out some wonderful paper bibs called Bibsters (70 for \$7).*

*Whenever possible, we tried to feed him in the cabin so that we could enjoy our own meals in the dining room. He did great in the dining room, as he loved watching all of the activity. The waiter had his high chair waiting for him every night except for the first, but make sure that your waiter knows not to put silverware at the baby's place. Ours did, and Benjamin had an uncanny knack for grabbing the sharpest pieces first. During dinner, he played with spoons, butter servers, bread sticks, and his sippy cup. Dinner lasted about 1 1/2 hours each night, and he was fine the entire time.*

*The staff absolutely spoiled him. They all talked and played with him, and the Lido deck staff even rolled him around in his highchair while we ate one day. We could hardly walk down the hall without some crew member stopping us to play with them. Before we went on the cruise, I grumbled a little about having to tip for a child "too young to eat anything." After I saw the bread crumbs and cheese bits on the floor at dinner, and the lengths that our cabin stewardess went to so that his formula stayed cool, I tipped his part and a little more!*

*I took 3 bottles and 2 sippy cups. That was plenty. I used an auto-soap-dispensing bottle brush and washed them in the sink each evening. Then I left them out to dry on a hand towel.*

*I took my own 4-oz jars of apple juice to carry in the diaper bag, but I also let him drink apple juice and fruit punch from the Lido restaurant. I noticed in the grocery store yesterday that Gerber now makes 4 oz PLASTIC bottles of juice, which would be ideal for cruising! Other things that he ate or tried were cereals, yogurt, various breads, cheese cubes, fruits, Mommy's soups, and small amounts of Daddy's ice cream.*

*Since we wouldn't be traveling by car on the island, we only took our umbrella stroller. However, we found that we preferred to carry him around the ship most of the time rather than trying to catch an elevator or carry the stroller up the stairs. I had debated taking our Travelsystem stroller, which is larger, but the smaller umbrella stroller was ideal for the smaller spaces on the ship and on the island. For our next two cruises, we traveled extensively by car on the islands, and many of the islands have car seat laws. For those trips, I purchased a Sit N Stroll car seat/stroller combination. It was pretty expensive (the best deal I found online was \$159 with no shipping charges), but it was much better than lugging around both the large car seat and a stroller. Another more economical option is the Tote N Go (\$20 at Wal-Mart), a small padded backboard that converts a regular seat belt to a five-point harness. It would fit easily into a backpack or the basket on an umbrella stroller.*

*I took his life jacket, but we never used it. An approaching storm made the waves too rough to swim in the ocean. They have baby life jackets for use at the lifeboat drill and emergency ID wrist bracelets that all children are supposed to wear so that the crew will know where to take them in case they get separated from their parents during an emergency. It was comforting, however, to have the life jacket along when we were on a ferry. They only have adult jackets available in case of an accident.*

*Definitely pack cool-weather clothes, long sleeved pajamas, and a light jacket for your baby. Our cabin was often very cool in the morning. The lounges were also very cool. I would STRONGLY recommend packing a footed fleece sleeper even though you will be traveling in a warm climate. Whenever he slept without his, Benjamin would wake up cold during the night even though he was wearing his long pajamas.*

*The only other things I can think of that were definite "musts" were the Ziploc bags and a small can of air freshener for dirty diapers. Also, having the disposable changing pads, a few Ziploc bags, and some hand sanitizing gel were nice for times when we had to change his diaper in less-than-ideal locations. Finally, having a small flashlight and/or nightlight available allowed us to check on him during the night without turning on the brighter lights/lamps.*

*This is probably more information than you need or ever wanted, but I hope that some of it will be helpful. Benjamin really seemed to enjoy every minute of the cruise and it wasn't as difficult as I imagined that it might be with a 9-month-old.*

Cribs are available. They are Graco porta-cribs that fold up between uses. Request one before hand to assure that one is available for your cabin.

Strollers are available on board as well as on Castaway Cay. No word on whether you can bring them ashore in Nassau.

The private, in-cabin babysitting services that were available previously have been discontinued. In their place, they have opened Flounder's Reef Nursery on both ships.

### **Flounder's Reef Nursery**

A lovely group-babysitting nursery is available on both ships to replace the in-room babysitting service. Age Group Served: twelve-weeks - 3 years of age."

Consisting of two rooms, it is located adjacent to the Oceaneer's Lab, although you do not enter that way. There is a separate entrance for this nursery.

The hours of operation are 1:00 PM - 4:-00 PM, and then again from 6:00 PM until midnight each day of the cruise (with the exception of embarkation day, when there are just night hours). On the Day at Sea, they are also open from 9:30 AM to 11:30 AM.

Reservations are taken on a first-come, first-serve basis and are accepted according to availability (there are 20 spaces available at all times). Just visit the nursery to make a reservation, or phone them once you have boarded. Also, reservations will be taken on embarkation day between 1:30 - 3:30 PM. In order to accommodate the number of guests served, they may limit the number of multiple requests per family.

Rates are \$6.00 per child, \$5.00 for an additional child from the same family. There is a two-hour minimum. Cancellation fees may apply, if you do not cancel within 12 hours of you scheduled session.

The Nursery is warm, cozy and bright although there were no windows to the outside. Cribs, baby bouncers, age-appropriate toys, Disney character decorations.... lots of fun stuff. The counselors are handpicked to work in this area, and they appear to be very caring and enjoying their jobs. Apparently, many onboard Moms & Dads who work on the ship volunteer for this job, as they miss their own children left ashore.

They ask that you feed your child prior to arrival, but will have snacks available. They will administer no medication, and will not accept children with any of the following symptoms: fever, vomiting, diarrhea, unexplained skin rashes, or any discharge from nose and eyes.

They ask you bring: Diapers/Pull-ups, Diaper wipes, Extra clothes, pre-made bottles labeled with your child's name, baby food in jars, sippy cups, Security items (blankies, pacifiers, etc) There is a cancellation policy, and a listing of items you should provide them with. No medications will be administered, and there are limitations regarding children with certain symptoms of illness, such as runny nose, fever, vomiting, diarrhea, rashes etc. As with the other clubs, a pager is issued.

Exceptions that may prevent participation:

- A child who shows symptoms of fever, vomiting, diarrhea, unexplained skin rash, discharge from the nose or eyes or has any other contagious disease or illness

Special Requests that they are unable to accommodate:

- A child who requires one on-one-care.
- A child who needs babysitter assisted medical attention.

Flounders nursery offers group babysitting which coincide with some island excursions (see list below). So, parents of infants and toddlers can now go on (select) excursions. This is how it works: Sign-up for baby-sitting for the morning (8:00 a.m. –1:00 p.m.) of the day you are in port. Since the stated departure time for most of these excursions is before 8:00 a.m., which is when the nursery opens, the staff recommends that one parent go to the excursion meeting place and the other parent take the child to the nursery. The parent at the excursion meeting place tells the staff member that the other parent is dropping the child off at the nursery ensuring that the excursion group does not leave until the other parent has arrived.

Excursions offering this service:

St. Maarten:

- Lagoon Kayaking
- St. Maarten Island and Butterfly Farm Tour
- See & Sea Island tour
- Under 2 Flags Island Tour
- Pinel Snorkel Tour

St. Thomas:

- Coral World & Island Drive

Buck Island Sail and Snorkel  
Doubloon & Turtle Cove Snail & Snorkel  
St. Thomas Island tour  
Atlantis Submarine Expedition  
Seabourne Seaplane  
Charlotte Awake Historical Walk  
Water Island Mountain Bike  
Kayak Marine Tour

## 7.2 **Oceaneer's Club/Lab:**

As you would expect from a ship with the Disney label, the children's' programs are outstanding. Disney has provided spaces aboard the Disney ships totaling 15,000 square feet each for their children's programs. In addition, the Disney ships have the largest number of children's counselors of any ship at sea. Trip reports from the board have nearly universally stated that the kids loved the programs and that many parents had a hard time getting their children to leave for such things as meals and bedtime. Children must be within a month of their third birthday or older and must be potty trained. Potty-trained means that the child must be able to use the potty without assistance including the paperwork. Parents will be issued a pager on which they will be paged if they are needed. Sometimes it is enough to simply call back to the Club or to Scuttle's to answer their question or give permission. The pagers also work on Castaway Cay.

The children are divided between two clubs. The Oceaneer's club for kids three to eight and the Oceaneer's Lab for kids nine to twelve. Kids may move to a younger group at your request, but not to an older group. Once enrolled, the kids are further divided into small groups for age-specific activities. In the Oceaneer's Club, the groupings are now 3-4, and 5-7.

To enroll, go to the Club or Lab and fill out a short questionnaire. (Or you may be able to enroll right at the Port before boarding, inquire at check-in.) You will be given a pager with which you can be contacted if the staff or your child needs you. The kids will enjoy activities inside and outside the Clubs. They will be fed and go to activities at various places aboard. They will not be allowed to swim. Children above a certain age may sign themselves out if the parents permit it beforehand.

The clubs are open late at night, Midnight or 1:00AM. They usually show a couple of Disney videos in the last hours with the napping mats spread out and the lights turned down. Expect to pick up sleeping kids if you get there late in the evening.

Please note that there are 15 minute breaks that you will notice between certain programs, which allow age groups to move from one place to another. DCL requests that you wait until they complete these transitions to sign your child(ren) in or out of secure programming.

**TIP:** Make sure, if your kids have been practicing for the big show that they, any you do not miss it. It's full of slides of the kids having fun, singing and kids doing what they do best...being cute. They will get a T-shirt for participating. Check your Club schedule for day and time.

While at Castaway Cay, the Kids' programs move ashore to Scuttle's Cove. An inland beach with nature activities, a whale bone dig and lots of fun. Again, they will not go to the beach, but they may page you to take them to the beach. In the afternoon, there is a family dig at the whale bones where you can dig up whale parts with the kids and make plaster casts of them.

From some Disney Cruise Line® literature, descriptions of some of the programming activities in which they may be participating. Keep in mind everything, including character appearances, are subject to change. This information is provided as a guide of what has happened in the past. We can't tell you what the schedule will be for your cruise.

### **Programming for Kids Ages 3-4 (as of 12/04 Disney Wonder)**

#### **Sunday**

- **Invading the Club** – 6:30-8:30pm – crafts, new friends and fun await just for you!
- **Stitch Aloha Luau** - 8:30-9:30pm – it's party time Hawaiian style
- **Movietime and Fun in Captain's Closet** – Dumbo and Beauty and the Beast

#### **Monday**

- **Make New Friends and Play** – 9:00am – 11:15am slide, crafts, games and lots more fun
- **Lunch** 11:15am – 12:00pm
- **Pooh Stretches in the Captain's Closet** 12:00 – 12:30
- **Activity Time** 12:30pm – 1:00pm sliding, coloring, and more in the club

- **Do-si-do with Dopey** – 1:00pm – 2:00pm young children love to dance and after practicing their dance of the seven dwarfs, your children will perform with their special guest.
- **Fun in the Club** – 2:00 – 2:30pm – games and slide fun
- **All About the Holiday** 2:30pm – 3:15pm – make crafts to take home
- **Slide Time** 3:15 – 3:45
- **Ocean Moves** 4:10 – 5:15pm – can you crawl like a crab or dive like a dolphin? Let's find out and say goodbye to the setting sun.
- **Dinner** 5:30 – 6:15pm
- **Stormin' the Club** 6:30pm – 7:15pm – run, slide and play!
- **Tea with Wendy Darling** 7:15pm – 8:15pm – Wendy delights children with stories about her friend Peter Pan and demonstrates the etiquette of drinking tea.
- **Fun in the Club 8;15pm -9:30pm** fun and games
- **Movie Time and Fun in the Captain's Closet** – 9:30pm – 1:00am – Toy Story and Monsters Inc.

#### Tuesday

- **Shovels, Pails and more** 9:00-11:00am – Scuttle's Cove on Castaway Cay
- **Lunch Time** 11:15am – 12:00pm – Pop's Props and Boat Repair – Castaway Cay
- **Winter Wonderland Crafts** 12:15pm – 1:00pm Scuttles Cove on Castaway Cay
- **Water Mania** 1:15pm – 2:15pm Scuttles Cove on Castaway Cay
- **Sand Castle Building and Cool-Down Time** 2:15pm – 4:00pm Scuttles Cove on Castaway Cay
- **All About Animals** – 4:30pm – 5:30pm – crafts, coloring, masks and lots of animal fun (back on ship)
- **Dinner** 5:45pm – 6:15pm
- **Activity Time** 6:30pm – 7:15pm sliding, coloring and more
- **Nemo's Coral Reef Adventures** 7:15pm – 8:00pm – a journey with Nemo and friends, under the sea
- **Fun in the Club** 8:00pm – 9:30pm – computers, games, K-Nex and more
- **Movie Time and Fun in the Captain's Closet** 9:30pm – 1:00am A Goofy Movie and Toy Story 2

#### Wednesday

- **Rise and Shine it's Playtime** 9:00am – 9:45am slide, games and more
- **Buzz Lightyear's Space Alien Goo** 10:00 – 10:30am your children assist our space commander in creating Buzz's green goo
- **Exploration Time in the Lab** 10:30 – 11:15am
- **Lunch** 11:15 – 12:00pm
- **Captain's Closet Fun** 12:00 – 12:30pm
- **Activity Time in the Club** 12:30pm – 1:30pm
- **Aladdin's Fun Adventures** 1:00pm – 2:00pm journey into the cave of wonders and discover a whole new world
- **Cartoon Time** 2:00-2:30pm
- **Fun Time and Captain's Closet Fun** 2:30 – 4:10pm
- **Celebrate the Journey Rehearsal** 4:10 – 4:40pm bring your smile and receive your graduation t-shirt as we rehearse for the show
- **Celebrate the Journey** 5:00-5:30pm – the children are the featured performers in the Walt Disney Theatre.
- **Getting Ready for Dinner** 5:45 – 6:00pm
- **Dinner** 6:15 – 6:45pm
- **Swingin with Tarzan** 7:00-8:00pm enjoy Tarzan's jungle where you can trash camp like Terk, Sketch like Jane and slide like Tarzan
- **Last Chance to Play in the Club** 8:00-9:30pm
- **Movie Time and Fun in the Captain's Closet** 9:30-12:00am Tarzan and the Emperor's New Groove

#### Programming for Kids Ages 5 - 7 (as of 12/04 Disney Wonder)

##### Sunday

- **Invading the Club** – 6:30-8:30pm – crafts, new friends and fun await just for you!
- **Stitch Aloha Luau** - 8:30-9:30pm – it's party time Hawaiian style
- **Movietime and Fun in Captain's Closet** – Dumbo and Beauty and the Beast

## Monday

- **Make New Friends and Play** – 9:00am – 11:15am slide, crafts, games and lots more fun
- **Lunch** 11:30am – 12:00pm
- **The Junior Chef Experience** 12:15 – 1:15 make your own Nestle Toll house Chocolate chip cookies with your friends
- **Invade the Lab** 1:15pm – 2:15pm computer games, PS2 and more
- **All About the Holidays** 2:30pm – 3:15pm – make crafts to take home
- **Slide Time** 3:15 – 3:45
- **Pirate Prep** 3:45pm – 4:00pm – join us as we get ready to become a pirate crew
- **So you Want to be a Pirate?** 4:00pm – 5:00pm – our local pirate teaches landlubbers how to fit into the pirate gang. Captain Hook may even stop by!
- **Slide Time** 5:00pm – 5:30pm
- **Dinner** 5:30 – 6:30pm
- **Stormin' the Lab** 6:30pm – 7:15pm – computers, games, K-Nex and fun!
- **Gases in Action** 7:15pm – 8:15pm It's like magic and a real blast for kids interested in experiments
- **Exploration Time** 8:15pm -9:15pm microscopes, computers, K-Nex and more
- **Movie Time and Fun in the Captain's Closet** – 9:30pm – 1:00am – Toy Story and Monsters Inc.

## Tuesday

- **Fun, Sun and Sand Castles** 9:00-10:15am – Scuttle's Cove on Castaway Cay
- **Winter Wonderland Crafts** 10:30am – 11:30am Scuttles Cove on Castaway Cay
- **Lunch Time** 11:45am – 12:15pm – Pop's Props and Boat Repair – Castaway Cay
- **The Dig at Monstro Point** 12:30pm – 1:15pm Monstro Point on Castaway Cay
- **Water Olympics** 1:30 – 2:30pm Scuttle's Cove on Castaway Cay
- **Sand Castle Building and Cool-Down Time** 2:45pm – 4:00pm Scuttles Cove on Castaway Cay
- **All About Animals** – 4:30pm – 5:30pm – crafts, coloring, masks and lots of animal fun (back on ship)
- **Dinner** 6:00pm – 6:30pm
- **Invade the Lab** 6:45pm – 7:15pm Computers, games, K-Nex and more
- **Professor Goo's Magical Experiments** 7:15pm – 8:15pm We make a squishy flubber like substance
- **Stormin' the Lab** 8:15pm – 9:15pm – computers, games, K-Nex and more
- **Movie Time and Fun in the Captain's Closet** 9:30pm – 1:00am A Goofy Movie and Toy Story 2

## Wednesday

- **Rise and Shine it's Playtime** 9:00am – 10:15am slide, games and more
- **Escape from Hook** 10:15am – 11:10am We've found Hook's buried treasure!
- **Lunch** 11:30am – 12:00pm
- **Invade the Lab** 12:15 – 1:15pm microscopes, computers, K-Nex and more
- **Detective School** 1:15pm – 2:15pm Train to be a detective and play Who Dunnit!
- **Activity Time and Captain's Closet Fun** 2:30pm – 4:10pm
- **Celebrate the Journey Rehearsal** 4:10 – 4:40pm bring your smile and receive your graduation t-shirt as we rehearse for the show
- **Celebrate the Journey** 5:00-5:30pm – the children are the featured performers in the Walt Disney Theatre.
- **Getting Ready for Dinner** 5:45 – 6:150pm
- **Dinner** 6:30 – 7:00pm
- **Ocean Moves and Sports Activities** 7:15 - 8:00pm
- **Last Chance to Play in the Club** 8:15 - 9:30pm
- **Movie Time and Fun in the Captain's Closet** 9:30-12:00am Tarzan and the Emperor's New Groove

## Programming for Kids Ages 8- 9 (as of 12/04 Disney Wonder)

### Sunday

- **Invading the Lab** – 6:30-8:30pm – arts & crafts, new friends and fun await just for you!
- **Pop Star Party** - 8:30-9:15pm – Glits and Glamour of the Pop Star world
- **Time to have some Late Night Fun** – You're on Vacation, stay up late!

## Monday

- **Stormin the Lab** – 9:00am – 10:30am crafts, games, PS2 and more
- **Regatta Racers** – 10:30am – 12:00pm Build racers using bars of soap and other materials and then race!
- **Lunch** 12:15am – 12:45pm
- **Goofin Around with Animation** 1:00 – 1:45 Lean animator's secrets and draw your fav Disney character
- **Bridge Tour** 2:00pm – 2:30pm
- **Disney Game Show** 2:45pm – 3:45pm – Time for Disney Trivia
- **Dinner** 5:15pm – 5:45pm
- **Movie Time** 6:00pm – 8:00pm – Buena Vista Theatre
- **Bingo Madness** 8:15pm – 9:00pm
- **After Party Pizza Fun** 9:00pm -9:15pm
- **Goofy World Records** 9:30pm – 10:45pm
- **Late Night in the Lab** 11:00pm – 1:00am

## Tuesday

- **Fun in the Sun** 9:00 - 9:45am – Scuttle's Cove on Castaway Cay
- **Castaway Cay Treasure Hunt** 10:00am – 11:00am Can you find Captain Hook's Treasure?
- **Lunch Time** 11:15am – 12:05pm – Pop's Props and Boat Repair – Castaway Cay
- **Winter Wonderland Crafts** 12:00pm – 1:15pm Pop's Props on Castaway Cay
- **Whale Dig Exploration** 1:30 – 2:30pm Monstro's Point on Castaway Cay
- **Wacky Water Relay Races** 2:45pm – 4:00pm Scuttles Cove on Castaway Cay
- **Getting Read for Dinner** – 4:30pm – 5:00pm
- **Dinner** 5:15pm – 5:45pm
- **Movie Time** 6:00pm – 8:00pm – Buena Vista Theatre
- **Dancin Under the Stars** 8:15pm – 9:30pm
- **Apprentice Workshop** 9:45pm –11:00pm – Cool demonstrations and make a batch of flubber goo
- **Changing Time** 11:00pm – 11:15pm Get on your PJs
- **Pajamarama Party** 11:15pm – 1:00am Pizza and a Movie

## Wednesday

- **Stormin the Lab** – 9:00am – 9:15 crafts, games, PS2 and more
- **Q & A with an Officer** – 9:15am – 9:45pm Find out what it's like to work on the bridge!
- **Hercules Feats of Strength** 10:00am – 11:15am – try these impossible tasks
- **Go Fetch** 11:30am – 12:00pm Game of Fetch with a new twist
- **Lunch** 12:15am – 1:00pm
- **Krazy Karaoke** 1:15 – 2:15pm
- **Pictionary** 2:30pm – 3:15pm
- **Celebrate the Journey Rehearsal** 3:45pm – 4:45pm bring your smile and receive your graduation t-shirt as we rehearse for the show
- **Celebrate the Journey** 5:00-5:30pm – the children are the featured performers in the Walt Disney Theatre.
- **Getting Ready for Dinner** 5:45 – 6:00pm
- **Dinner** 6:15 – 6:45pm
- **The Junior Chef Experience** 7:00pm – 8:30pm make your own Nestle Toll house Chocolate chip cookies with your friends
- **Hoops Games and More** 8:45pm - 9:30pm
- **4<sup>th</sup> Pigs Pasta Palace** 9:45pm – 10:45pm build a palace using only pasta and paste!
- **Last Chance to Hang in the Lab** 10:45pm – 12:00am

## Programming for Kids Ages 10-12 (as of 12/04 Disney Wonder)

## Sunday

- **Invading the Lab** – 6:30 - 8:15pm – arts & crafts, new friends and fun await just for you!
- **Pop Star Party** - 8:30-9:15pm – Glits and Glamour of the Pop Star world
- **Time to have some Late Night Fun** – 9:30pm – 12:00am You're on Vacation, stay up late!

### Monday

- **Stormin the Lab** – 9:00am – 9:30am crafts, games, PS2 and more
- **Hangin Aloft** – 9:45am – 12:00pm Enjoy the teen exclusive club
- **Lunch** 12:15am – 12:45pm
- **Scoops Ice Cream** 1:00 – 1:15 Lean animator's secrets and draw your fav Disney character
- **Bridge Tour** 1:30pm – 2:00pm
- **Exploration Time** 2:15pm – 2:45pm
- **Animation** 2:45pm – 3:45pm Lean how animators create cells and make your own
- **Lights, Camera, Improv** 4:00pm – 5:00pm Discover the wonders of Drama on stage!
- **Dinner** 5:15pm – 5:45pm
- **Movie Time** 6:00pm – 8:00pm – Buena Vista Theatre
- **After Party Pizza Fun** 8:15 pm -9:45pm
- **Science Sorcery** 10:00pm – 11:00pm Things aren't always what they seem
- **Late Night in the Lab** 11:00pm – 1:00am

### Tuesday

- **Sandtopia** 9:00 - 9:45am – Relay Bay on Castaway Cay
- **Search for Atlantis** 10:00am – 11:45am Solve the clues to find Atlantis
- **Lunch Time** 12:00pm – 12:30pm – Pop's Props and Boat Repair – Castaway Cay
- **Water Olympics** 12:45pm – 1:45pm Scuttle's Cove on Castaway Cay
- **Winter Wonderland Crafts** 2:00 – 2:00pm Pop's Props on Castaway Cay
- **Games and More** 3:15pm – 4:00pm Scuttles Cove on Castaway Cay
- **Getting Read for Dinner** – 4:30pm – 5:00pm
- **Dinner** 5:15pm – 5:45pm
- **Movie Time** 6:00pm – 8:00pm – Buena Vista Theatre
- **Dancin Under the Stars** 8:15pm – 9:30pm
- **Splish and Splash** 9:45pm –11:00pm – Private Pool Party
- **Changing Time** 11:00pm – 11:15pm Get on your PJs
- **Pajamarama Party** 11:15pm – 1:00am Pizza and a Movie

### Wednesday

- **Stormin the Lab** – 9:00am – 9:15 crafts, games, PS2 and more
- **Q & A with an Officer** – 9:15am – 9:45pm Find out what it's like to work on the bridge!
- **Boys and Girls Chill** 10:00am – 12:00pm – Enjoy Aloft and the sports deck
- **Lunch** 12:15am – 1:00pm
- **Krazy Karaoke** 1:15 – 2:15pm
- **Wonder Squares** 2:15pm – 4:45pm Life size TicTacToe
- **Celebrate the Journey Rehearsal** 3:30pm – 4:45pm bring your smile and receive your graduation t-shirt as we rehearse for the show
- **Celebrate the Journey** 5:00 - 5:30pm – the children are the featured performers in the Walt Disney Theatre.
- **Getting Ready for Dinner** 5:45 – 6:00pm
- **Dinner** 6:15 – 6:45pm
- **The Junior Chef Experience** 7:00pm – 8:30pm make your own Nestle Toll house Chocolate chip cookies with your friends
- **Hoops Games and More** 8:45pm - 9:30pm
- **See Ya!** 9:45pm – 10:45pm Human Board game will test your physical and mental abilities
- **Last Chance to Hang in the Lab** 11:00pm – 12:00am

Deb in NH contributes:

*"I have two boys 12 and 9. Neither shy, both having had done many day camps and sleepover camps before. We chose to allow them to sign themselves in and out as they wanted, so we didn't have to go get*

them when they wanted to leave. This worked well for us, except the two times that I thought they were there and we had to go hunting to find them. They kids are not allowed to swim in the pools or at Castaway Cay when they are with the group, so if they want to swim they have to be with you, or on their own. We had a beeper, but the only time we were paged was on the last night, reminding us to turn in the pager."

"On the first 2 days, they went to the lab occasionally, sometimes hesitantly. In fact, after the first day, they said they hated it. It was boring, nothing to do. I have to admit, embarkation day, they have no planned activities, and I think the boys expected it to be like camp, always having a planned activity."

"The lab has planned activities about 50% of the time. The rest of the time is "exploration time" or free play. There is lots of stuff to do; you just have to figure out what you want to do."

"There is a show put on by Mickey and the gang on Tuesday which tells the history of Castaway Cay. My kids missed this, but they had wanted to go and were upset they forgot about it."

"Here is a breakdown of the kid's lab activities:

- ❖ Embarkation day: mostly get aquatinted, no planned activities. My kids were bored because they didn't know what to do.
- ❖ Nassau Day: We did a morning excursion then lunch together, so the kids didn't go to the lab until the afternoon. at 2:30 Bobby (9) did the villainous ventures activity where he had to help break a spell put on the magic by finding clues around the ship. Then they had time on the sports deck. He came back for dinner, and then went back to the lab at 9PM to go to a dance at Studio Sea. Then at 10PM they learned how to take and read fingerprints. The 12 year old did sports activities with the group in the afternoon, and then after dinner also went to the dance at Studio Sea followed by ghost stories until about midnight. They both enjoyed these activities, but the 12 yr. old was a little bored.
- ❖ Castaway Cay Day: After lunch they went to Scuttles Cove. They practiced the show tune for Thursday. The 9 yr. old then "made" scrimshaw and learned mariner's games and stories. The 12 yr. old was supposed to do a treasure hunt. He said they did, but it was lame. They didn't get to go all over the island and it was too closely "babysat" for his liking. Then both groups had water games at scuttles cove until we got them. Stephen played some sand soccer too.

The kids went back with us on the ship and ate dinner with us. By then they were more comfortable in the lab and knew what computer games they liked to play etc, so from this point on, it was where they were when they weren't with us. After dinner they played games, then did a sports challenge. Then the groups split up and the 9 year old did star gazing and learned about marine navigation from a bridge officer. the 12 year old did science and made goo. Neither wanted to leave when I told them it was time to go to bed.

- ❖ Sea Day. We hardly saw them. Stephen (12) didn't even leave for lunch. He did eat dinner with us, and watched the Disney Dream show. The 9 year old left for lunch and dinner, but that was it! One of the downfalls of a 4 day (or I suspect even worse with a 3 day) cruise, is just as the kids got comfortable with the program, the cruise was over. I think on a 7 day cruise, they all would be more involved in the programs by the end of the week, even the shy kids.

9 year old activities: sports deck activities, making and racing soap racers, making TV commercials and science lab including making goo.

12 year old activities: sports challenge, news interviews, video taping a skit, more science lab, and a nutrition activity/game about fruit ending up with getting smoothies made.

On the bus on the way back to the plane, I asked them if they would go back again. The 9 year old instantly said (screamed) yes. The 12 yr. old thought a few seconds before saying yes. I think the 12 yr. old will enjoy being in the teen group, however he is not a secure about introducing himself and taking an active role in activities. He loved the science stuff. The 9 yr. old is very outgoing and once comfortable; he was very much at home in the lab. He would try to be the star of every show they do.

They also loved the arcade. I bought them each a \$5 game card the first day. They both had charging privileges, and Stephen figured out how to add money to his card. Fortunately he is honest and told me, and even gave me \$5 for what he added (he added \$12.50....) Bobby lost his card after using it once. Some other lucky kid got \$4.50 worth of arcade games on me. Bobby used \$3 of his own to buy another card, which was enough, since he spent most of his free time on the computers in the lab playing games for free.

The kids also could go to the movies during the day or evening, usually A Bugs Life or Mighty Joe Young was playing. Studio Sea was frequently open for kids to dance and lounge when game shows weren't going on in the evening.

The pools were crowded at times, and some older kids resolved this by swimming in the adult pool, which was usually close to empty. (the 3 times I used it there were only 2 or 3 other adults in it). I wish



*Disney enforced the adults only rule, but I think they expect parents to. I think most of the 6 or so teens I saw in the adult pool probably didn't tell their parent that's where they were.*

*My suggestion for Disney for the kids is to have more scheduled activities and let the kids choose between free time and a scheduled activity. Most of the scheduled activities were over an hour long, maybe some of shorter duration would be good for kids who want pop in and pop out more frequently.”- Deb*

### 7.3 Teens:

Teens 13 to 17 aboard the Disney ships have their own place. On the Disney Magic it is called the Stack on Deck 11 (where the ESPN club used to be located), on the Disney Wonder it is called Aloft. There teens can enjoy the company of other teens while their privacy is fiercely guarded by teen counselors. If your teens are worried about not having enough to do while aboard, not to worry! The teen schedule from the four night cruise is reproduced below and you can see that there are lots of organized teen activities during the cruise.

It's important that all teens make it to the 411 meet on the first day to learn all about the activities planned for them. The time and location are in your navigator.

The 7-day cruise features more teenage dance parties (80s and 90s).

### Programming for Teens (as of 12/04 Disney Wonder)

#### Sunday

- **Aloft Opens** 7:00pm
- **411 – Break the Ice** – 10:30pm – come and meet other teens onboard and get vital information necessary to have fun while on board the Disney Wonder.
- **Holiday Gotcha Registration and Pizza Party** 11:30pm
- **Invading the Lab** 12:00am – 1:00am Oceaneer's Lab
- **Arcade Night** 1:00am – 2:00am Quartermasters

#### Monday Aloft is open 12:00pm – 2:00am

- **Mix and Mingle Lunch** 1:00pm
- **Matinee Movie** 2:00pm
- **Holiday Crafts** 2:00pm
- **DJ Training** 4:00pm Exclusive for 15-17 years
- **Digi Hunt** 4:30pm Exclusive for 13-14 years
- **Junkanoo Pre Party** 6:45pm
- **Junkanoo Jam Excursion** 7:00pm – enjoy dancing under the stars to the newest sounds of the Caribbean as well as top hits from today's performers. Glide around Paradise Island and Nassau Harbor on a state of the art Catamaran. \$25, must sign up in advance
- **Chill Time** 7:30pm
- **Gender Wars** 10:00pm Battle of the minds
- **Glow Jam** 11:00pm Listen to music, play volleyball
- **Pajamarama Movie Night** 12:00am

#### Tuesday

- **The Wild Side Adventure Excursion** 8:20am – 12:00pm Bike, snorkel, and kayak around Castaway Cay. \$35, must pre register and have parents sign form.
- **On the Beach** 10:30am
- **Sports Challenge** 11:00am
- **Lunch** 12:00pm
- **Summer Jam** 1:00pm – 3:30pm
- **Sailaway Get Together** 5:00pm Bid farewell to Castaway Cay
- **Aloft is Open** 5:30pm – 2:00am
- **Pump it Up** 7:00pm – 8:00pm Vista Spa, sign up in advance
- **Video Scavenger Hunt** 8:00pm – put your video production and scavenger hunt skills to the max as you race against other teams
- **Crowning of the Couch Potato** 9:30pm
- **Water Splashdown** 11:00pm – Goofy Pool
- **Maximum Capacity** 12:00am Aloft Club

#### Wednesday

- **Aloft is Open** 12:00pm to 11:45pm
- **Mix and Mingle Lunch** 1:00pm
- **Animation Cells** 2:00pm
- **Amazing Race** – 4:00pm Answer riddles and hurry back to Aloft
- **Bring It** 5:00pm a game show
- **Chill Time** 6:00pm
- **Dance off Challenge** 8:15pm
- **Farewell** 9:15pm
- **Shooting Stars** 10:30pm Exclusive for 13-14 year olds, make your own movies
- **Mix and Match** 10:30pm Exclusive for 15-17 year olds
- **Teen Only Karaoke** 11:45pm
- **Party in Paradise** 12:45pm

Please be aware that this list is posted to give you an idea of what is planned for you. Some things may be added or removed and times will change without notice. Consult your Personal Navigator for the latest information.

*"My kids, 13m and 15f, loved Common Grounds (now Stack and Aloft). The counselors there were very cool. The kids seemed to use it as their main meeting place, but really wandered all over the ship. One of the favorite teen areas was Studio Sea, which is open to all ages, but becomes a teen domain. They play "game shows" in there (Jeopardy-style, but easy questions) and they also do karaoke there. At night, they have teen dances in there, lead by a terrific DJ named Clayton, who really knows how to rock a party. There were about 200 13 to 17 year olds on our cruise and they really participated in all the events geared toward teens. They'd usually catch up with each other at Common Grounds and go from there to the movies (Bug's Life, Water boy, Mighty Joe Young, and A Civil Action were playing), to the sports deck for basketball or volleyball, to Studio Sea, or to a pool. Actually, they were rarely seen. The same is true of the younger kids. The Magic really swallows up all the kids, it seems."*

*"Don't be surprised if your teens pull an all-nighter on the last night of the cruise. This seems to be becoming a Magic tradition, as I'm learning from these boards. I woke up with a start at 4:30 a.m. to find that the nightlight in the kids' section of the room was still on. When I parted the curtains and peeked in there, I was astonished to find them absent! My first impulse was to dial security, but I woke my husband instead (boy, was he happy about that)! He said "Well, they've got to be onboard somewhere. If you're that worried, why don't you get dressed and go look for them?" Well, I don't respond very well to snotty orders, so I just got in the shower instead, knowing that my sleep-mode was shot. At 5:00, after my dear ones visited the coffee bar at Topsiders, they sheepishly showed up, mumbled excuses/apologies and hit the bricks until about 7:00! They had been dancing most of the night and then went into one of the lounges and watched Disney movies until, apparently, one-by-one, they fell asleep. According to the girl-child at 5:00, "Mom, there are still a lot of them sleeping in there -- we're back early!" - June*  
From: Emily, 16

*"This is basically how everything was set up. The first night they had this party where the counselors would get everyone together and play this little games to introduce everyone. (for example, we had to go around the room finding people who didn't like coffee, or who had to fly over six hours to get here, or who had more than one earring in each ear etc...) So, this got everyone talking and we all learned each others names and a little bit about everyone. Then as the night went on, people got less interested in the games and more interested in the other kids. So basically for that first night all of us were just hanging around common grounds meeting and talking to everyone."*

*"Okay, a little bit about the actually facilities. The way that they describe it as a "New York Coffee Shop" is pretty accurate. It's a little room (and honestly it does get kind of cramped if there are a lot of people in there at once) that has a bar for non-alcoholic drinks, a jukebox, a huge TV with Play Station, decks of cards, board games, musical instruments (guitars, bongo drums) and magazines. Trust me; it's enough to keep any 13 - 17 year old busy for days. It's conveniently located on Deck 9 so we could just step outside and play Ping-Pong or shuffleboard. If I remember correctly, Common Grounds was open until 1:00 but after that, we would just hang around outside on the decks so the closing time was fine."*

*"The next few days were just spent going in and out of common grounds whenever I wanted to. Since I met so many people, whenever I would run into anyone on the decks or at Nassau or Castaway Cay I would stop and talk to them so overall many of us became really great friends. The counselors are great and they really know how to work with teenagers. When sadly the last night came, they threw this party in some room down on deck 4 or something like that, I don't remember for sure. It was kind of cheesy but it*

brought us all together to say goodbye. They played music, and games but most of us just sat around and talked.”

“Overall, I think the program that Common Grounds provides is really something unforgettable. I had a great three days spending time with people my age and I made so many friends that I still talk to today.”

FLBarbie adds:

*“First of all - whatever it is that they do, you don't see them much!!! LOL*

*Seriously, my teens thoroughly enjoyed spending time in the teen room. They listened to music, played games and watched videos. Then a great deal of time was spent in the arcade. Fortunately, the money/card machine was broken the last two days of the trip and the games were free.*

*They also ate - A LOT! I think they hit every pizza and burger stop along the way. Actually, they only ate dinner with me by force!*

*They did karaoke, scavenger hunts, and basketball challenges and went to the movie theater. They also hit the pools often.*

*On Castaway Cay, they snorkeled, swam, ate some more and hung out with their friends. They did go back to the ship earlier than I to get to the teen room.*

*All in all, I didn't see them much although it was not difficult to track them down.”*

*“I am 14 and I went on the cruise in October. I had a lot of fun. Common Grounds is where I went in the beginning and I met a group of people aged 13-16. We hung out and did things together. In common grounds they have a Play Station and music to listen to, the counselors as they call them r pretty cool and they have organized teen things every day to do. I met a lot of cool people on the cruise and I am sure you will have fun.” Amy*

*“My teenagers loved Common Grounds, the Quarterdeck Arcade, and, especially, the Studio Sea Lounge. Studio Sea seems to be pretty dominated by the teen set, although, it is really considered to be a family lounge. All ages do participate in the karaoke/ trivia game activities, but after dark, it seems to become the "hangout" for the teens. They have a marvelous DJ named Clayton, who runs several of the games in Studio Sea, as well as the evening dances. It is really a great and fun place for the whole family and especially, after dark, a great place for the teens.” – Anon.*

#### **7.4 Single Parents:**

You don't have to be a couple to enjoy your cruise aboard the Disney ships. Single parents have cruised and have had a great time. However, if you're most interested in finding romance, this may not be your best bet in that there isn't a large number of singles aboard and the singles aboard often have their kids with them. This doesn't leave a lot of free time for candlelight dinners and romantic strolls. Thanks go to the wonderful kids' program for making it possible if not assured that you will have some time to yourself.

[Conner1222@AOL.COM](mailto:Conner1222@AOL.COM) cruised as a single mom and contributes some tips:

*“We have just returned from a 4 day cruise on the Wonder. It was true to its name; being one of the most wonderful experiences we have had!”*

*“I am a single parent who cruised alone with my 3 children. Thank you so much for the information that appears in the Magical Disney Cruise Guide. It was invaluable to me and I clutched it in my hand all of the first day! I would like to add a few points that were not touched on to share with others.”*

*“Before you go - Prepare yourself thoroughly! Read the Magical Disney Cruise Guide and once you make it through the first day your have smooth sailing! Decide if you want to take any excursions before you get on the boat.”*

*“Day one -- as you enter the boat; keep your kids with you until you get on. Go settle into your stateroom, change into your swimming clothes then go upstairs to deck 9 and have a lovely, leisurely lunch! Don't rush! If it is approaching 2:00 and you want to book yourself a spa treatment, settle the kids in at Mickey's pool (if they are old enough to be left alone, if not take them with you) and go book yourself a spa treatment. My advice -- go for the full works and try to schedule it on your day at sea.”*

*“I did not rush to book my kids into their clubs. Do not do it before the safety drill. Right after the drill, go immediately to deck 5 and wait for them to open the doors to the Oceaneer's club. Take the kids with you. The doors open at 4:30, so try to be there by 4:20. This will avoid a long wait later.”*

*“Do not miss the shows on any night - they are all worth seeing and kids and adults alike enjoy them. If you have an early dinner, after your kids are settled in go change for dinner and then wander around and familiarize yourself and the kids with where everything is. We had late dinners, so we would go back to our room around 5:00, order a light room service to hold us until dinner time and get dressed and ready*

*for the early show. I liked going to the early show, I don't think it is as crowded as the later one and if we got there 15 minutes early, we were always able to sit in front. We had great seats each night."*

*"In between the show and dinner, wander some more. The shops and Shutters are open for your enjoyment."*

*Nassau and Castaway Cay -My advice to moms with girls. Do not go for the hair braiding on Nassau. Wait for Castaway Cay. You will thank me if you do! We tried Nassau, had my 13 year old's hair braided and had to redo it on Castaway Cay as it looked awful! Also, on Castaway Cay you can charge the braiding to your Key to the World.*

*Castaway Cay -*

*Get off early. Go straight to the beaches and stake your chairs. Do not go to the first beach you see. Go to the one nearest to the fort in the water. It is past the Barbecue place and is not as crowded. Find you chairs and then venture off to get your floats. My advice here is to not get a float for each person. I got 2 floats and 2 tubes for the 4 of us, but would have been better off with one float and one tube. We never were all using them at the same time. After you have your floats, go for the hair braiding. If you have other children that are not braiding there hair, if they are old enough, let them swim or collect shells while you wait.*

*What about time for yourself. My kids did not like the clubs very much - too much structure (but I hear other kids love them!), so I did not have the luxury to drop them off and go on my own a lot. However, I really did not mind. Having the late dinner, we would go to a show after dinner and then go back to our rooms. By then it was 11 to 12 and we were beat. If you need time to yourself and they will go to the clubs, look at your navigator to see the time blocks that things are going on that you would not mind missing and check them in during these times.*

*By the sea day, they just wanted some down time, so while I visited Vista spa, they hung out in the room, ordered room service and watched TV.*

*If you have young kids, I would encourage using the clubs for either time by yourself or one on one time with the kids.*

## **7.5 Special Needs Kids:**

Children with Special Needs who require one-on-one attention cannot participate in programming without the accompaniment of a parent or care giver. Anytime a guest has a child with any special needs or medical conditions that a Medical Clearance Form will need to be completed that lists the guest's medical needs. After the Medical Clearance Form is received by Disney Cruise Line®, one of the representatives from Special Services will contact the guest. Do not wait to "check once onboard" about a programming issue, please fill out the Medical Clearance Form.

Other items to keep in mind...Children under 3 are permitted in children's programming as long as they are accompanied by a parent or legal guardian for the entire time. An alternative option for families is Family Time that is available in the Oceaneer's Club or Oceaneer's Lab. Family Time is available from 6:30 p.m. till 7:30 p.m. the evenings the ship is in Nassau, Freeport, St. Maarten, St. Thomas, and Castaway Cay. Family Time is not a structured program with the counselors, but allows the guests to use the Programming facilities at their leisure. Children must be accompanied by an adult. This is a great option for adults with a mental disability.

---

## **8 The Bahamas & Eastern Caribbean**

---

Nassau is a fairly typical Caribbean port town. The Ship ties up downtown.

The walk to the Straw Market and the shopping district is just a couple of blocks so no ride is needed. You should know that, as in many third-world countries, as you walk into town or through the straw market, you will be approached by many local entrepreneurs offering taxi rides, surrey rides, hair braiding, cigars, clothing and whatever else they think that they can sell you. Though they are friendly and somewhat aggressive, they are also polite and will leave you alone once you give them a firm "No Thank You". The straw market is the same; just say no if you aren't interested in their wares. They know that their livelihood depends on not scaring away the customers.

Consumer notes: Many of the vendors in the straw market sell exactly the same thing. So, shop around and don't be afraid of offering them a ridiculously low price for the item you want. It starts the requisite haggling and you can save a bunch of money. Remember that nearly all prices on Nassau are negotiable, so put on a smile and have some fun.

Hair braiding is popular on the cruise ships but you should be aware that hair braiding is \$1.00 on Castaway Cay. Your best bet is to get the price of the hair braiding on Nassau down to \$1.00 per braid or so. That way you'll have an extra day to enjoy the braids. Also know that when they offer to braid the entire head, they will make small braids, as much as 40-50 braids. So if you are paying \$2.00 per braid, you will be

charged up to \$100.00! Make sure that you clarify exactly how many braids will be made and the price per braid. Don't end up with sticker-shock.

Regarding personal security and crime, we strongly advise that you follow the same basic personal safety precautions that you would in any US city. That is, don't walk around alone, stay near the ship at night, don't flash cash etc. The area near the pier has a large and obvious police presence, but still, we recommend being aboard or inside the casino at night.

Beware: riding in the cab will give you gray hair. But then again, any type of driving in Nassau will. Drinking & driving is prohibited but apparently not enforced.

All that said; don't let these warnings scare you from going ashore in Nassau. The Bahamians are friendly and accommodating people. Taking a taxi around the island on your own or just walking around Nassau and talking to the locals will provide you with some wonderful, possibly unexpected vacation memories.

## 8.1 Bahamas Info:

**Alcohol Consumption:** The legal drinking age in The Bahamas is 18. Liquor license applicants must be over 21.

**Banking Hours:** Most banks open from 9:30am to 3pm. Mon through Thurs and 9:30am to 5pm Fri.

**Business Hours:** Downtown Nassau stores generally open from 9:30am to 5:30pm. Shopping malls open from 10am to 8pm Mon to Fri and to 9pm Sat. Grocery supermarkets in Nassau also open Sunday from 8am to 10am.

**Climate:** Having a tropical maritime climate with winter incursions of modified polar air, generally The Bahamas experiences, neither frost, snow, sleet, hail nor extremes of temperatures. In Nassau winter temperatures seldom fall much below 60°F and usually reach about 75°F in the afternoon. In summer, temperatures usually fall to 78°F or less at night and seldom rise above 90°F during the day. Rainy months are May-Oct with an average in Nassau of 2" per month from Nov - April and 6 ins per month from May - Oct. Humidity is fairly high, especially in the summer months. The Bahamas can be affected by hurricanes or tropical storms between June and Nov, the greatest risk being in Aug, Sept, and Oct.

**Crime Information:** Visitors should exercise normal caution in safeguarding valuables left on the beach. Avoid deserted areas, especially at night. Crime is more prevalent in major population centers, particularly the "over-the-hill" area of Nassau.

**Currency:** The Bahamian dollar is on par with the US dollar. Shopping in The Bahamas is both duty and tax free.

**Drug Penalties:** Criminal penalties for possession of or trafficking in drugs in the Bahamas are severe. The Bahamian court system has a heavy volume of pending cases, and U.S. citizens arrested for drugs or other offenses are often held in prison for months while awaiting trial.

**Gambling:** Casino gambling is legal in The Bahamas for non-residents 18 years and over.

**General Information:** In the Bahamas, be sure to budget for hotel room tax, an energy surtax, a 15% obligatory gratuity in restaurants, and a departure tax of \$15, which must be paid in cash.

**Holidays:** The most unique and quintessentially Bahamian holiday is Junkanoo, an Afro-Bahamian festivity. This raucous all-night explosion of tinkling cowbells, throbbing drums, shrieking horns, rattling shak-shaks and colorful costumes is staged on Boxing Day, the day after Christmas, and again on New Year's. Discovery Day is big, Columbus having first landed here on his celebrated first trip in search of a shortcut to the Orient. The Bahamian "Fourth of July" is on July 10, a traditionally glorious day and evening of fireworks and outdoor-indoor parties marking full independence from Great Britain.

**Medical Care:** Medical care is generally good, but may be limited in outlying areas.

The US State Department has a large amount of useful information on travel to the Bahamas and the Caribbean in general. See: [http://travel.state.gov/tips\\_caribbean.html](http://travel.state.gov/tips_caribbean.html)

The Cruise Critic has a lot of Nassau information at: <http://www.cruisecritic.com/ports/newport.cfm?ID=3> .

## 8.2 Disney Shore Excursions at Nassau:

Disney Cruise Line® offers a variety of shore excursions while you are in Nassau. Many of these excursions such as the Dolphin encounter sell out very quickly. To get the best shot at booking one of these tours, you need to go to the reservations desk on deck three directly opposite the lobby atrium from the boarding gangway. The crew members welcoming you aboard will try to steer you to the buffets at Topsiders/Beach Blanket, but you must resist the tempting chilled shrimp and go to the excursion desk first. *Excursion Pre-Booking:*

Shore excursions can be booked in advance by calling (877) 566-0968, e-mailing requests along with the guest's name and reservation number to [dcl.shore.excursions@disneycruise.com](mailto:dcl.shore.excursions@disneycruise.com) or faxing a shore excursion request form to (407) 566-7031. Forms can be downloaded from [www.disneycruise.com](http://www.disneycruise.com). Guests who do not

pre-reserve excursions can visit the Shore Excursions desk on their day of embarkation to check availability and make reservations.

Shore excursions for all Disney Cruise Line® vacations can now be reserved within 60 days prior to sailing.

You can now pre-book your excursions before the cruise as well as onboard. The form will be in your cruise document package as well as being available aboard on the Disney Cruise Line® site ([www.disneycruise.com](http://www.disneycruise.com))

Shore excursions can be booked in advance by calling (877) 566-0968, e-mailing requests along with the guest's name and reservation number to [dcl.shore.excursions@disneycruise.com](mailto:dcl.shore.excursions@disneycruise.com) or faxing a shore excursion request form to (407) 566-7031 or have your travel agent do it for you. Forms can be downloaded from [www.disneycruise.com](http://www.disneycruise.com). Guests who do not pre-reserve excursions can visit the Shore Excursions desk on their day of embarkation to check availability and make reservations.

Shore excursions for all Disney Cruise Line® vacations can be reserved within 60 days prior to sailing.

The cost for your excursions will be charged to your onboard account. You can reserve your Castaway Cay packages, bikes, floats and snorkeling equipment, banana boat rides and parasailing.

### **Nassau Excursions** (info and prices from 12/04 Disney Wonder)

**Atlantis Beach Day – (4 – 7 hours)** “Begins with a 20 minute air conditioned bus ride to Paradise Island, just across from the Atlantis resort. From there you will be escorted to a reserved location on the beach (beach chair and towel included), provided a coupon for a light lunch and you are free to wander in the marine habitat, which houses more than 120,000 fish representing 150 species. All ages. There is extensive walking with this experience (up and down inclines and stairs). Guests with younger children will need a stroller. Guests who are not able to cover long distances should bring a wheelchair. Pools and Waterslides NOT included in package. Lockers are NOT available. Bimini tops available on a first come first serve basis. Lunch includes items such as hamburgers, hot dogs, small sandwiches and salads. Return bus every half hour starting at 1:00pm. Last bus 5:30pm. Adult Price: \$60 (ages 10 and above), Child Price: \$45 (ages 3-9), Departure Time: 9:00 am (brochure)” For those of you asking about going to the Atlantis to enjoy their magnificent facilities, this is it...sort-of pools and water slides are not included.

\*\* Mjffmf comments on the excursion - “I am sure others may have a much different opinion, but our experience was not favorable. The literature says that there is “extensive walking”. Believe it. The hotel is beautiful, although a Vegas for my taste, but worth seeing. The beach we were allowed to use is but functional, and the lunch included in the fee is your choice of a hot dog or a hamburger, eaten at tables in the sun. A better choice would be to take a taxi the Atlantis, enjoy the sights, especially The Dig (the cave-like aquarium), nice lunch in one of their restaurants and then take a taxi back to the ship or a boat over to Blue Lagoon.”

**Discover Atlantis - (3-5 hours)** “Put on your walking shoes and immerse yourself in the legend of Atlantis during this exciting excursion. After a 20-minute bus ride to Paradise Island (across from Atlantis) you’ll be escorted to the resort to begin a guided journey through the attraction, Discover Atlantis. Home to more than 120,000 fish representing 150 species, this attraction re-creates the lost city of Atlantis while providing a fascinating look at life in the ocean's depths. Meals are not provided on this tour. There is extensive walking with this experience (up and down inclines and stairs). Guests with younger children will need a stroller. Guests who are not able to cover long distances should bring a wheelchair. Return bus available until 5:30pm, every half hour beginning at 1:00pm. Adult Price: \$33 (ages 10 and above), Child Price: \$23 (ages 3-9), Departure Times: 11:00 am, 1:00 pm, 3-5 hrs.

**Blue Lagoon Dolphin Encounter – (1 hour)** \*\* This Excursion generally sells out early, book in advance.\*\* “You’ll flip for this unique chance to interact with a friendly dolphin! After entering waist-deep water, a trainer will instruct the group on how to interact with these marine mammals. Then, you’ll have the opportunity for a one-on-one encounter with a dolphin. This is NOT a swim with the dolphin experience. Bring a camera to record this unforgettable experience. Guests 12 and under must be accompanied by a paying adult 18 years of age and older. Experience lasts 1 hour, comprised of a 30 minute lecture, 12-15 minutes in the water, and a 5-8 minute encounter (brochure)”. Adult \$85; Child \$75

**Caribbean Queen Snorkel Tour – (2-3 hours)** “The sparkling Caribbean waters of the Bahamas are home to a fantastic variety of flora and fauna. On this excursion, you’ll have a chance to become part of this beautiful world under the sea as you snorkel the reef at Athol Island. Your experience begins with a narrated tour of the historic points of interest of Nassau as you travel to the reef. Once there you’ll don your snorkeling equipment while

receiving instructions before entering the water for approximately one hour of open-water snorkeling. Parental supervision is required. (brochure)" Adults \$36; child \$26

**Ardastra Gardens and City Tour (2.5 hours)** – Tour begins with an air-conditioned bus ride to the lush, tropical Gardens of Ardastra, where you can see the world famous marching flamingos strut their stuff, feed beautiful Lory parrots by hand and view the largest collection of Bahamian land animals in the world. The second part of the adventure includes a narrated city tour with visits to some of the historical monuments of the Bahamas such as Fort Fincastle and the Queen's Staircase. You will receive a non-alcoholic beverage of your choice at Ardastra's snack bar as you depart on your city tour. (brochure)" Adult Price: \$36 (ages 10 and above), Child Price: \$26 (ages 3-9) Departure Time: 12:45pm

**Historical Harbor Cruise & Paradise Island Tour (2.5 hours)** –“The Bahamas' rich and storied past and present come alive on this fascinating journey, which begins with a narrated cruise through and around historic Nassau Harbor and ends with a self-guided tour of Paradise Island. The 35-minute cruise ends at the new Paradise Island Ferry Terminal, where you'll be free to explore the many wonders of the island. After enjoying Paradise Island's diversions, you can catch a return ferry direct to Prince George Dock, which runs every half-hour from 1:30 to 5:30 pm. After this time, you will need to take a taxi (additional cost) back to the ship. (brochure)" Adult Price: \$20 (ages 10 and above), Child Price: \$14.50 (ages 3-9), Departure Time: 2:00 pm

**Thriller Power Boat (1.5 hours)** – “The trill of a lifetime. The excitement for guests ages 5 and over begins with an escorted walk of approximately 15 minutes from the ship to Thriller, a state of the art, custom built power boat. Once on board, you'll enjoy an approximate 45 minute narrated ride through Nassau Harbor and around Paradise Island. Highlights of the tour include waterfront views of the private islands, lighthouses, famous hotels and even dolphins as your friendly guide describes each point of interest. With plush seating and cool music this is a great experience for the whole family. Make sure you bring your camera. After the tour, you will be dropped off at the downtown pier. (brochure)" Adults \$35, child \$30.

**Sunshine Glass-Bottom Boat (1.5 – 2 hours)** - “Want to get an up-close look at the beauty of a coral reef without getting wet? Then come aboard this glass-bottom boat, which will cruise the waters of Nassau Harbor as the host points out sights around this historic port city before heading off to the area's protected coral reefs. Here, you'll have a fascinating view of a variety of colorful tropical fish, corals and other aquatic life. Weather permitting, you may get a chance to see a shipwrecked vessel, the Mahoney, on the far side of Paradise Island.(brochure)" Adult Price: \$23.50 (ages 10 and above), Child Price: \$16.50 (ages 3-9), Departure Times: 10:30 am, 2:30 pm

**Catamaran Sail & Reef Snorkeling (3.5 – 4 hours)** “This tour offers the ideal combination of the best sailing and snorkeling in Nassau. After a short stroll you'll board your catamaran featuring a shaded lounge and spacious deck area, for a cruise through historic Nassau Harbor. You will sail to a lush, tropical reef for some amazing snorkeling. During your cruise, you will receive your snorkel gear and instructions by the knowledgeable crew who will also accompany you into the water to ensure your safety and enjoyment. Complimentary soft drinks and bottled water are served throughout the excursion. Unlimited snacks and rum punch are available after snorkeling (brochure)". Adult Price: \$42 (ages 10 and above), Child Price: \$30 (ages 6-9), Departure Time: 9:00 am

**Historic Nassau City Tour (2 hours)** - “Travel in comfort in air-conditioned vans as you learn the history and lore of this storied port city. Your tour will include visits to historic buildings, significant sites and famous homes, with stops at Fort Charlotte, Fort Fincastle and the Water Tower, and the Queen's Staircase. If you like, you can ask the driver to end your tour at the famous Straw Market for a little shopping.” Adult Price: \$22 (ages 10 and above), Child Price: \$16 (ages 3-9), Departure Time: 10:00am

**Blackbeard's Cay Beach and Stingray (4.5 – 5 hours)** – “Enjoy a close encounter with friendly stingrays. After a scenic 20 minute boat ride through Nassau Harbor, you'll reach the private island of Blackbeard's Cay, home to crystal clear turquoise waters, coconut trees, island music and a variety of entertaining activities. Upon arrival you'll be escorted to “Stingray Adventure”, where you'll learn how to use the snorkeling equipment, safety tips, and details about Atlantic Southern Stingrays. Then it's time to experience the thrill of hand feeding the stingrays; these graceful, gentle creatures love to gently nuzzle your fingers while taking treats from your hands. It's the adventure of a lifetime and fun for the entire family. Your visit to the island includes a delicious lunch offering your choice of selected sandwiches, chips, soda or fruit punch. Then it's a 20 minute return ride back to the ship. Remember to wear sun block and swimsuits under your clothing, and bring a camera for unforgettable photo opportunities. (brochure)" Adults \$45, Child \$35, departs 9:45am

**Teen Junkanoo Jam (2 - 3 hours)** - "Hey, teens -- don't miss this awesome teens-only party! Join the staff of Stack/Aloft as they take teens on their very own party boat around the Nassau/Paradise Island harbor. Jammin' tunes, drinks and snacks, and a totally cool atmosphere make this teen party rock! (brochure)" \$25 (ages 13-17) Departure Time: 6:30 pm

The following excursions were not offered on the 12/04 Disney Wonder cruise but may still be offered on the 7 night cruises.

**Blue Lagoon Beach (4-7 hours)** "Beachy keen! It's a fun-and-sun beach day when you join this free-spirited excursion to the tropical paradise of Blue Lagoon. The adventure begins at Prince George dock, where you'll be welcomed aboard with a refreshing fruit punch. Then, you'll cruise the clear, sun-spangled waters en route to Blue Lagoon as a live calypso band plays on deck. Beach games, water sports and lunch at Sea Garden Grille are part of this day of total relaxation. Water sport equipment rentals are available at an additional cost. (brochure)" Adult Price: \$38 (ages 10 and above), Child Price: \$23 (ages 3-9), Departure Time: 9:15 am, 4-7 hrs.

\*\* DFranco4 comments: "We did the Blue lagoon excursion and made our reservations on the ship (booked this the second day and there were plenty of tickets available). This was our favorite day. I have 2 sons, ages 3 & 6. They loved it. The trip to the island took nearly an hour, but there was entertainment on the boat on the way over there. (This hour included stopping at the Atlantis to pick up more people). We spent the entire day just playing in the ocean with the kids. There are paddle boats and aqua boats you can rent, or the dolphin swim/encounter available, but we simply had fun in the water, searching for seashells, building a sandcastle, etc. We ate at their island barbecue (not included) and thought it reasonably priced, and not too bad of food. We had the 6:00 seating for dinner, so we took the 3:00 boat back to the ship. I wished we would've stayed til the last boat and just ate at Pinocchio's for dinner! Unlike many others, we enjoyed our day at Blue Lagoon much more than at Castaway Cay. Castaway Cay was just SOOOO crowded. Don't misunderstand...we had a wonderful time at both, just a bit more of a wonderful time at Blue Lagoon."

\*\* "We had a FABULOUS day at Blue Lagoon. We spent the day playing at the beach (not the one when you first get off the boat that takes you there...follow the path ALL the way around and cross the bridge), ate at their barbecue, rented a aqua bike, etc. It was our favorite day of the vacation...including Castaway Cay. I know everyone rips Nassau, but Blue Lagoon is gorgeous and not at all crowded."

\*\* Tony Gray has a suggestion: "We really enjoyed the Blue Lagoon trip except for one minor problem. There are a number of picnic tables and hammocks in the center of the island where you can place your things. But this area is difficult to see from the water. My family made the mistake of bringing a lot of things like cameras, binoculars, my wife's purse, my wallet, etc. When we got there we realized that we couldn't put our stuff near the beach, so I spent most of the day near the picnic table instead of in the water. My advice: bring the bare minimum with you. Ideally you should have a waterproof pouch for your money so that you can keep it with you even in the water."

**Scuba Diving Adventure (3 hours)** - "During this exciting aquatic adventure, certified divers can take an in-depth look at the natural reefs and tropical fish found in the crystal-clear waters of the Bahamas. Dive right in--the water's fine, and the view is even better! NOTE: All participants must present a dive certification card. Guests under 17 must be accompanied by a parent or guardian to participate. Price includes tanks and weight belt only. All additional scuba gear can be rented at additional cost. (brochure)" Adult Price: \$65 (ages 12 and above), Child Price: \$N/A, Departure Time: 9:00 am

**Tranquility Cove Sail and Beach (6.5 hours)** - "How about some R&R--and R? This excursion is designed to relax, restore and rejuvenate! After a 25-minute ride aboard a power catamaran, you'll arrive at the beautiful island of Tranquility Cove, where palm-fringed white sands and sparkling waves beckon. Upon arrival, sit back and relax with a refreshing libation and enjoy the ocean breezes, or explore the island's natural wonders, snorkel in the translucent water or splash in the surf. At lunchtime, indulge in a delicious lunch of island-flavored cuisine. Then, the afternoon is yours to bask in the sun, hike, swim or simply do nothing at all. Best of all, you can take that tranquil feeling along for the ride on the return trip to the dock. (brochure)" Adult Price: \$109 (ages 18 and above), Child Price: \$N/A, Departure Time: 9:45 am .



### 8.3 Excursions On Your Own:

#### Paradise Island Public Beach:

There is a public beach on Paradise Island next to the Sheraton (sneak in there to use the restrooms.) There is no charge to use the beach. There is parasailing (\$40), plus jet ski rentals (\$50 - \$60, bargain with them) and banana boat rides (\$10).

Cab fare to this beach is, or should be \$4.00 per person one-way.

#### Atlantis Resort:

The Atlantis resort is a magnificent resort built on Paradise Island. It features a large casino, a hotel, shops, an aquarium, ruins pools and a beach.

Since the Disney ships have no casinos, cruisers who want to gamble can visit the Atlantis resort. The resort has recently had a huge expansion and facelift. There is no charge to use the casino other than what you might gamble away. The predator tank and some of the aquarium visible from the casino and free and you can stay as long as you like.

There is no public access to their spectacular pools. The beach is not available to Disney Cruise Line® passengers unless you book either the Discover Atlantis half-day excursion or the Atlantis/beach day excursion (section 8.2 above) or are a guest at the hotel. If you just want to walk around and check out the facility, forget it. They will require you to take the tour just to see it. The tour of Atlantis costs \$25.00 per person. It takes about two hours. The tour does not include use of the pools or beach.

"They wanted \$25/person at the Atlantis when I was there. I went next door to the Sheraton and had no problem using their beach (hose too). Had a great time." Jim C Water taxi to the resort is \$2 and the limo is \$4-5 (haggle them). We recommend that you spend the extra bucks to take the limo as the water taxi is often crowded and unpleasant.

**TIP:** An alternative to the tour was suggested by a poster. Rather than pay \$25 per person to tour the grounds with no hope of using the marvelous pool and facilities, it was suggested that a DCL guest could book a room at the Atlantis for about \$160.00, in order to get to use the facilities for the whole day. Since they charge \$25.00 per person for a tour of the place, it makes sense if you're really want to experience the Atlantis. In addition, the Comfort Suites Paradise Island next door has an agreement with The Atlantis to allow its guests to use the Atlantis' facilities. The Comfort Inn is a more economical alternative. The cost of a room for the day at Atlantis is about twice what the Comfort Suites charges and you get all of the benefits. The dig, beaches, pools and slides, the aquarium and restaurants. You get a voucher that you take over to the Atlantis to get your wristbands. The Atlantis rooms run about \$250 where the Comfort Suites run about \$150 depending on the time of year, day of week and the number of people in your party. The Comfort Inn number is 1-800-742-4276 or 1-800-228-5150. However, if you want to get a better deal, sometimes it is best to just dial the hotel directly at (242)363-3680.

The Atlantis Resort Web page is to be found at: <http://www.atlantis.com>

[The Comfort Suites, Paradise Island can be found at: http://www4.choicehotels.com/ires/en-US/hotel/BS003/](http://www4.choicehotels.com/ires/en-US/hotel/BS003/)

The Blue Lagoon area contains The Dolphin Swim the Blue Lagoon beach area and the Stingray City. To get there, take a water taxi (\$2.00 each way) to the Paradise Island. Cross the road to Calypso dock and take the dolphin encounter water taxi to Blue Lagoon. You may also take the Disney Blue Lagoon excursion for your transportation. The DCL Blue Lagoon excursion leaves from the cruise ship dock. The earliest you will get to Blue Lagoon you use the DCL excursion is about 11am. Disney's transportation also stops at Calypso dock right next to the dolphin encounter registration and boats. There were several dolphin encounter boats leaving at different times from Calypso dock and also from Paradise Island. They are rarely full. It is often possible to return from Blue Lagoon directly to the cruise ship dock on the Calypso boats as they don't often check tickets.

#### Blue Lagoon:

Blue Lagoon Island is an uninhabited beach island where you can enjoy the Caribbean sun, sand and sea. They offer snorkeling, parasailing, helicopter tours, water sports and lounging around in their hammocks. The snorkeling is wonderful. The blue waters have reefs and lots of fish.

They have snorkeling gear for rent. The beaches have hundreds of hammocks hung from the trees, perfect for an afternoon snooze. There is also a shallow lagoon with water bikes. The kids can play in an old fort or at the little tykes playground.








Also see the DCL excursion - Blue Lagoon Beach Day (above)

The Blue lagoon offers two packages for visitors. You can purchase them on Blue Lagoon Island.

The All Inclusive Day Pass:



Cruise on the Calypso to Blue Lagoon Island through the Scenic Nassau Harbour


-  Unlimited use of non-motorized waters ports equipment
-  BBQ lunch
-  2 "Blue Lagoon Sunstrokes"
-  Calypso band entertainment
-  Oversize hammocks strung in palm groves
-  Volleyball, basketball and table tennis
-  Shady palm groves and white sandy beaches

This includes transportation from Paradise Island. You have to get to Paradise Island by water taxi or land taxi.

\$60(Adult) / \$30(Child)

Or

The Day Pass

 The day pass will get you to the island and back from the Paradise Island dock and you can purchase your food and drinks at the Sea Garden Grill.

You still have to get to the Paradise Island dock by land or water taxi.

\$20(Adult) / \$10(Child).

If you take the Dolphin Encounter or Dolphin Swim excursion over to the Blue Lagoon your transportation is included both ways if you return immediately after the program. Otherwise you have to find a different way back via DCL excursion (which you would need to sign up for.)

Snorkeling is pretty good on the opposite side of the island from where the ferry boats drop you off. It's better than Castaway Cay for viewing many varieties of fish and sea life...just a little tricky navigating the stony entrance to the deeper water to begin your adventure....bring some water shoes along for this area.

The Web site for the Blue Lagoon complex is [www.bluelagoon.com](http://www.bluelagoon.com). Their phone number is 242-363-3577.

#### Dolphin Swim/Encounter.

The Dolphin Swim is a unique visit with dolphins in the water. This trip comes highly recommended by those who have taken it. Some of the dolphins were used in the movie *Flipper*. There are three levels available from the Dolphin Encounter (\$75), Dolphin Swim (\$145) or the Assistant Trainer program (\$). The Dolphin swim is **not** a DCL excursion though Disney does offer the encounter, so you must make reservations before departure, as early as possible, up to 60 days beforehand. Their Web site is [WWW.DolphinSwims.com](http://WWW.DolphinSwims.com), and their phone numbers are: (242) 363-1003, (242) 363-4324, (242) 363-1653, Fax: (242) 327-5059

Some notes:

There aren't any lockers at the Dolphin Encounter site, but there are picnic tables where you can leave your things while you are in the water.

You'll be in groups of four to ten people. Your time in the water will vary from 30 to 90 minutes depending on how many people are in your encounter. There may be more than one dolphin in your encounter.

You will see an introduction that lasts about 20 minutes before your swim.

The boat ride over is included in the price of the encounters. They video tape your encounter and offer it to you for \$48.00 as well as take photos for \$14.00. You can take your own camera into the encounter, but it had better be waterproof. Consider a disposable waterproof camera.

If you take the Dolphin Encounter excursion over to the Blue Lagoon your transportation is included both ways if you return immediately after the program...otherwise you have to find a different way back.

To get to the Dolphin Encounter, you need to get to Paradise Island, not Blue Lagoon, by the time given for your reservation. From there you take the Dolphin Swim boat to Dolphin Swim at Blue Lagoon.

They don't yet check for tickets on the DCL excursion boat returning from Blue Lagoon to the Cruise Pier. You can board one of these boats to go directly back to the ship.

You can combine the Dolphin Encounter and the DCL Blue Lagoon excursion by booking the Dolphin Encounter ahead of time, and then purchase a Blue Lagoon excursion on the ship. This saves you from having to get to Paradise Island to take the dolphin boat over. Just stay on the Calypso boat as it goes to Blue Lagoon. The excursion to Blue Lagoon leaves at 9:30am from the ship where the guests proceeded to disembark the ship and walk a short distance down the dock to another boat, the Calypso IV, which brings you to Paradise Island. The Dolphin Swim area is very close to that dock. If you have a fairly early Dolphin Swim you could actually re-board the Calypso or one of its sister ships to go right back to the Disney Cruise Line® ships even though the price of the Dolphin Swim does include transfers, It does not drop you off right by the ship. You have to find your way back from Paradise Island. (\$10) By accident, we discovered

another dolphin swim at [WWW.dolphinswim.com](http://WWW.dolphinswim.com). This is a similar activity in New Zealand, but with a decidedly earthy, granola touch. We have no information on the swim other than that on the web site that we found to be unintentionally humorous.

#### Stingray City Aquatic Park:

Also located on Blue Lagoon Island is Stingray City. It's a walk of about 10-15 minutes away from the Dolphin Encounter. Stingray City offers you a chance to snorkel or SCUBA dive with their stingrays. They are in an enclosed area and you can swim with, touch and even feed them. The tank is also filled with numerous tropical fish. If you've already made it to the island, the encounter costs \$25. Just walk up, pay and play. This includes the snorkel gear. For \$40.00 You get the transportation from the Cruise pier and the Stingray swim. For \$75.00 for adults and \$40.00 per child, you get lunch, a couple of drinks, the stingrays and admission to Blue Lagoon. You must be at the dock at 9:45 AM and you could return at 1:30 PM, 3:00 PM or 4:30 PM.

The \$25 for just snorkeling with the stingrays includes your gear and you can use the gear the remainder of the day for tooling around if you so desire. If you have your own gear, the price is reduced to \$20. There is no additional charge for snorkeling the reef there. The stingrays are in a contained area apparently and feedings are at 10:30, 11:30, 12:30, 1:30 and 2:30 everyday. There is no limit to the amount of time that you can spend with the stingrays.

No reservations are required for Stingray City.

The phone number is 242-363-6718.

The web page for all Blue Lagoon attractions is:

[http://www.bahamas.net.bs/clients/tourism/nassau\\_cruises/nassau1.html](http://www.bahamas.net.bs/clients/tourism/nassau_cruises/nassau1.html)

#### Nassau Carriage Rides:

At the foot of the cruise ship pier are the horse drawn carriages or surreys. The rides can be had for \$10-15 or less if your haggling skills are good. The drivers are a little aggressive about getting your business, but once aboard they provide a pleasant and informative tour around the downtown and the immediate area.

#### Thriller Power Boat Ride

The Cruise Critic Laura Sterling (Up4Travel) took the ride:

*"You board the power catamaran Thriller for a half-hour, high speed ride around Paradise Island. And I do mean "High Speed". This was fast...so fast I felt like I couldn't breathe. My son, and the other younger types on board, were thrilled with this excursion! If you sit near the back of the boat, you of course are sprayed with seawater, another plus for them."*

*"The pick up for this is right on the dock, alongside the ship (you can practically reach over the touch the ship from the power boat). The excursion leaves promptly at 11: am, and runs for about an hour and a half."*

*"Halfway through the ride, they slow down (thank goodness), and everyone passes their camera up to the front and a crew member snaps your picture." The two operators of the craft were "really kewl" according to my son; they played the role of racers perfectly, and dressed the part. They slowed the boat down awhile (whew!) and gave short tours and informed us of what we were seeing.*

*IMHO, I felt was on the pricey side, but I think it is something to try once, and that most teens and young boys truly enjoy the experience. I guess you could say I did one of those "oh, what the heck" impulse buys <G>.*

*What is also good is that you still have time to do something else, as this shore excursion leaves in the late am. Costs: \$60 per person."*

#### The Dolphin Experience

*The Dolphin Swim offered by Disney as part of the Disney Wonder Shore Excursion from Nassau (and also from Freeport; it's the same place) is not the only one. I was able to find a second one -- The Dolphin Experience, which is located near Freeport in Lucaya on Grand Bahama Island. It is nearly half the price, and is reached through the UNEXSO (Underwater Explorers Society) site, across from the Port Lucaya Marketplace. They also run a shark program from there, but that's a different "kettle of fish."*

*"You have to book this one yourself, and take a taxi to and from the site (about 20 minutes away), and then a boat to the bay, but it's worth it -- half the price, no overpriced key chains, videos, etc. Check it out at [www.dolphinexperience.com](http://www.dolphinexperience.com)." - Don Collignon*

#### **8.4 St. Maarten:**

Tourist Information for St Maarten is available at [www.st-maarten.com/](http://www.st-maarten.com/)

Lots of good St. Maarten/St. martin information can be found on the Cruise critic site at: St. Maarten:

<http://www.cruisecritic.com/ports/newport.cfm?ID=13>, or St Martin:

<http://www.cruisecritic.com/ports/newport.cfm?ID=14>

#### Important Facts:

- Location/Size - The island is in the Caribbean Sea, 18.02 latitude and 63.07 longitude, 150 miles southeast of Puerto Rico. It covers 37 square miles, with Dutch St. Maarten on the South spanning 16 square miles and French Saint Martin on the North covering 21. The island is the smallest land mass to be shared by two separate governments.
- Capitals - Philipsburg on Great Bay is the capital of St. Maarten. Marigot is the capital of Saint Martin.
- Nationalities - As a part of the Netherlands Antilles and the Kingdom of the Netherlands, St. Maarten boasts 77 different nationalities. Saint Martin is a commune of Guadeloupe, an overseas territory of France
- Language - English is spoken everywhere, but Dutch is the official language of St. Maarten, and French the official language of Saint Martin. On the Dutch side, you can also hear Spanish, Papiamentu, Italian, Hindi, Chinese, and other languages. On the French side, Creole Patois is also spoken
- Population - 41,000 people live on St. Maarten and 36,000 on Saint Martin.
- Climate - Sunny and warm year-round, with some cooling from trade winds. Average temperature during the winter season is 80F (27C) and a few degrees warmer and more humid in the summer. Occasional showers in late summer and early fall, with average annual rainfall of 45 inches.
- Dining - St. Maarten expresses its culinary soul not by creating a single cuisine, but by giving voice to cooking styles from the far-flung corners of the globe. Diners can select from more than 300 restaurants offering French, Dutch, Caribbean, Italian, Chinese, Indonesian, Creole and more.
- Casinos - The island's 12 casinos are all on the Dutch side and offer gaming in the European mode:
- Shopping - As the only completely duty free island in the Caribbean, St. Maarten/St. Martin offers some of the best shopping in the region. Stores are open every day except Christmas and Good Friday, and no duty is paid on imports arriving on either side of the island. On the Dutch Side, shopping hours are generally from 9 AM until 6 PM. Many shops stay open longer on days when cruise ships are in port. On the French side, the hours are from 9 AM to noon, then from 2PM or 3PM until 6PM. In addition, the Maho shopping and entertainment area has shops that stay open until 10PM or later. In Philipsburg, specialties of Front Street include everything from Swiss watches, French perfumes, British cashmeres, Chinese embroidery, Japanese Electronics and Cameras, Indonesian Batiks, and Italian Leather goods, plus fine jewelry, crystals, linens, porcelain liquor and cigars.

In St. Maarten, you will dock in the capital, Phillipsburg. You may book shore excursions to experience a 12-meter regatta to race aboard a world-class America's Cup boat, snorkel at the uninhabited Pinel Island, experience certified SCUBA diving, kayak on a saltwater lagoon, try your hand at sport fishing, or enjoy tours deep within the island and witness the history of this wondrous place including area mountain ranges, try your hand at the island's eight casinos, delight in a butterfly farm, hike and bike through mountain paths and along the seashore, golf at one of the Caribbean's most challenging courses, and scale Paradise Peak, the highest point on the island rising 1500 feet above the sea.

You can now pre-book your excursions before the cruise as well as onboard. The form will be in your cruise document package as well as being available aboard on the Disney Cruise Line® site ([www.disneycruise.com](http://www.disneycruise.com))

#### 8.5 St. Maarten Excursions:

Shore excursions can be booked in advance by calling (877) 566-0968, e-mailing requests along with the guest's name and reservation number to [dcl.shore.excursions@disneycruise.com](mailto:dcl.shore.excursions@disneycruise.com) or faxing a shore excursion request form to (407) 566-7031 or have your travel agent do it for you. Forms can be downloaded from [www.disneycruise.com](http://www.disneycruise.com). Guests who do not pre-reserve excursions can visit the Shore Excursions desk on their day of embarkation to check availability and make reservations.

Shore excursions for all Disney Cruise Line® vacations can be reserved within 60 days prior to sailing.

The cost for your excursions will be charged to your onboard account

##### Pinel Island Snorkel Tour

*After a scenic water ride to the Northeast French coast, a water taxi will transport guests to Pinel Island. There guests can enjoy shallow or deep water snorkeling, swimming, sunbathing on two beautiful beaches, exploring this tiny, uninhabited island, visiting local boutiques, or guests can purchase cool drinks from local vendors. All the snorkeling gear and instruction is provided, along with guided tours. The cost is \$35 per adult, \$30 per child.*

### Shipwreck Cove Snorkel Tour

*Experience a thrilling snorkel adventure at Shipwreck Cove, where you can hand-feed a wide array of fish that inhabit sunken ships along with a wide array of fish that inhabit sunken ships along with a variety of local marine life. This is a great snorkeling experience for both beginners and experienced snorkelers, but is not recommended for non-swimmers. All the snorkeling gear is included along with rum punch or fruit punch, after snorkeling. The cost is \$39 per adult, \$33 per child.*

### Golden Eagle Catamaran

*Sail across the sparkling Caribbean waters in a catamaran, and enjoy swimming and snorkeling off a pink sandy beach. Pastries and an open bar are provided, after the guests snorkeling adventure. The cost is \$59 per adult, \$36 per child.*

### 12-Metre Regatta (12 years & up)

*Experience the most exciting water sport event in the Caribbean – The 12-Metre Regatta! Guests will race in vessels that actually competed in the America's Cup. Grind a winch...trim a sail...punch a stopwatch...take the helm and drive your race boat to victory, or just sit back, relax and enjoy the 12-Metre Regatta. The cost is \$75 per person.*

### Island Drive and Explorer Beach Experience

*Guests will start off with a scenic transfer to Simpson's Bay, where they will board the Explorer for a 30-minute cruise to Marigot, the French capital. Guests will have one hour to do some shopping or exploring, on their own. Next, they will stop at Explorer Island Beach, where sun and fun await them. The cost is \$40 per adult, \$20 per child.*

### Under 2 Flags Island Tour

*Enjoy this excursion that lets guests see "both sides" of this beautiful island. During a scenic tour of the entire island, guests will make a one-hour stop at the French capital of Marigot where they can browse, have a drink, or do a little shopping on their own. The cost is \$19 per adult, \$15 per child.*

### French Riviera Beach Rendezvous\*

*Transfer to Orient Bay and relax on 1 1/2 miles of sandy beach. When guests arrive, they'll be welcomed with a complimentary drink, a delicious lunch, and a reserved beach chair. The cost is \$45 per adult and \$35 per child (ages 3-9).*

*Note: One end of Orient Beach is designated as a nude beach (to your right as you face the water). You might want to head there or avoid it as you wish. However, on the rest of the beach, nude people will occasionally be seen.*

*Orient Beach is just beautiful. The sand is white and clean. You can rent a beach chair and umbrella for a few dollars.*

### Grand Case Beach Rendezvous

*A short ride from the ship is Grand Case, where guests will have ample time to enjoy the clear, Caribbean water and white-sand beach. Lunch is provided, and a reserved beach chair is available. A very popular excursion for the true beach lover! The cost is \$50 per adult, \$40 per child.*

### St. Maarten Island and Butterfly Farm Tour

*Guests narrated tour bus will take them through Philipsburg to the Butterfly Farm in the French Quarter, where they'll observe exotic species in this rare environment. From the Farm, guests will go to the village of Marigot to enjoy its sidewalk cafes, open-air markets and duty-free shopping. The cost is \$32 per adult, \$27 per child.*

*We took the "on your own" tour of the butterfly farm. We took a taxi (\$24 for 4 people) to the farm where we were able to spend more time in the enclosure. Admission for us was \$8/person with kids \$4. The farm is a small gift shop and a very large netted enclosure (about 100 ft x 150 ft with thousands of butterflies in dense tropical foliage. After a tour through the area, you are free to wander about, look at the butterflies and even try to get them to rest on your finger. You may have the opportunity to see one hatch from the cocoon in their little butterfly nursery. The operators are quite friendly. They answered questions, explained a lot and made us feel welcome.*

*The butterfly farm is close to Orient Beach if you wish to go to the beach afterwards. Its walking distance, but we don't recommend doing so. It's a muddy rutted road by a smelly tideland. We should have taken a taxi. Mickey*

### See & Sea Island Tour

*This tour combines the best of land and sea, starting with a narrated bus ride to Grand Case. From there, experience the underwater wonder of St. Maarten on the Seaworld Explorer, a semi-submarine.*

*Afterwards, guests will continue to Marigot, where they'll spend approximately one hour shopping and visiting this seaside community. The cost is \$45 per adult, \$35 per child.*

### Lagoon Kayaking Tour\* (12 years & up)

*After a narrated bus tour to Simpson Bay Lagoon, kayak across the largest salt-water lagoon in the Antilles. Cross the invisible "Aquatic" border before the well-earned stop at Explorer Island. Soak up some sun during a beautiful beach stop. The cost is \$59 per person.*

#### Certified Scuba

*Guests will need to make sure to bring their certification Card, which will be necessary for them to sign up for this two-tank dive. Once in the water, guests will have the opportunity to dive at some of St. Maarten's most famous dive sights, where they'll see beautiful coral and an abundance of colorful fish. The cost is \$89 per person. (12 yrs & up)*

#### Teen 12-Metre Regatta (13 - 17 yrs)

*This special version of the 12-Metre Regatta is just for teens. Join a team, learn your shipboard responsibilities and race for the finish! A light lunch and refreshments are provided. The cost is \$75 per teenager.*

#### Teen Explorer Cruise (13 - 17 yrs)

*A perfect getaway just for our teen cruisers! Transfer to Simpson's Bay and board a disco cruise that sails into the clear, Caribbean waters where fun awaits with lip syncing and limbo contests. Refreshments and snacks are provided. The cost is \$35 per teenager.*

#### Sport Fishing (6yrs & up)

*Guests should make sure to bring along a camera, sunscreen, and a hat for this half-day excursion. Guests will be met by their skipper as they head off to some of the nearby fishing areas. All the tackle, bait and equipment is provided, and no license is needed. Please note there is a 5 person minimum for this excursion. The cost is \$130 per person (including children).*

*(\*Please be aware that nudity or topless bathing may be observed in St. Maarten.)*

### **8.6 St. Thomas:**

St Thomas tourist information is available at: <http://www.usvitourism.vi/>

Helpful Information:

- The U.S. Virgin Islands are in the Atlantic standard time zone, one hour ahead of Eastern standard time (during daylight savings time only)
- Virgin Islanders drive on the left side of the road.
- English is the official language.
- The currency is the U.S. dollar. Traveler's checks and major credit cards are honored
- Postage in the U.S. Virgin Islands is the same as stateside. First-class mail to the U.S. automatically travels by air through the U.S. Postal Service.
- You can direct-dial from the United States Virgin Islands to the U.S. mainland. The service connects callers to Europe and South America.
- Tipping of 15 percent to 20 percent is customary for good service. Some hotels automatically add a service charge.

In St. Thomas, The Disney Magic docks at Charlotte Amalie, the capital and heart of Caribbean shopping. Here, charming shops line the ocean side vista. The ship berths alongside Havensight shopping mall, but if shopping is on your agenda, you may want to take a short cab ride into town for better prices and more selection. Of course taxis are available close by. It costs \$3.00/person and is negotiable of course. The Downtown shops are typical for a cruise ship port, consisting mostly of duty-free, t-shirt and jewelry stores.

The island also invites you to play on white-sand beaches, explore ancient mysteries, soak in tropical beauty on a biking tour, play a round of golf at one of the most beautiful courses in the West Indies, scuba dive through spectacular living reefs, or sail on a charming excursion to the smallest of the U.S. Virgin Islands, St. John, where warm waters welcome you to windsurf, parasail, or master the waves on a kayak built for two.

Information on St. Thomas can be found on the Cruise Critic web site:

<http://www.cruisecritic.com/ports/newport.cfm?ID=17>

### **8.7 St. Thomas Excursions:**

Shore excursions can be booked in advance by calling (877) 566-0968, e-mailing requests along with the guest's name and reservation number to [dcl.shore.excursions@disneycruise.com](mailto:dcl.shore.excursions@disneycruise.com) or faxing a shore excursion request form to (407) 566-7031 or have your travel agent do it for you. Forms can be downloaded from [www.disneycruise.com](http://www.disneycruise.com). Guests who do not pre-reserve excursions can visit the Shore Excursions desk on their day of embarkation to check availability and make reservations.

Shore excursions for all Disney Cruise Line® vacations can be reserved within 60 days prior to sailing.

*The cost for your excursions will be charged to your onboard account*

Seaborne Seaplane Adventure

*Experience the excitement of a Seaplane and see some of the most spectacular views of the U.S. & British Virgin Islands. During the 30-minute flight, guests will learn about Sir Frances Drake and see where famous pirates hid their treasure. Total excursion time: 1.5 hours. Cost is \$95*

#### Atlantis Submarine

*On this excursion, another of our most popular, guest will come face-to-face with various creatures of the sea in an Atlantis XV, the world's newest and most advanced passenger submarine. The narrated journey will take guests to depths of up to 100 feet, where they'll see sights of St. Thomas that can only be imagined. The cost is \$75 per adult, \$50 per child.*

*We took this excursion while in St Thomas. You meet aboard the ship, and then actually take a bus to the head of the pier where you get the prerequisite souvenir photo and board the water taxi out to the sub. The water taxi ride takes about 20 minutes. They offer punch with optional rum and your last chance to use the head (toilet) before boarding the sub. When you arrive at the sub, you step aside for the passengers departing the sub,. Notice the smiles. When you board, you get a brief and reassuring safety lecture, the she dives. The sub is comfortable with no pressure changes. The portholes are very large and there is a porthole to every one or two people. No Disneyland sub ride tiny portholes here. The trip lasts about 45 minutes and you dive to a depth of about 80 feet where the natural light does some strange things to your skin. On our dive, the narrator did a wonderful job of keeping us entertained as though the dive itself couldn't. We saw a lot of fish as well as a shark and a barracuda. When you return to the pier, they again load you onto the bus. This time it takes you to the Atlantis store where you can buy your souvenir photo. Mickey M*

#### Buck Island Sail and Snorkel

*Learn to harness the wind from a knowledgeable 2-person crew as guests cruise along on an exclusive 6-person yacht. Drop anchor in Turtle Cove at Buck Island and snorkel among the vibrant coral garden. Snacks and open bar are provided after snorkeling. The cost is \$50 per adult, \$45 per child.*

#### Champagne Catamaran Sail (21 yrs & up)

*Glide from St. Thomas to the palm-fringed beaches of St. John onboard a catamaran. Relax during the 2-hour ride between islands, and then snorkel (equipment provided), swim, or beach comb while anchored. A delicious champagne buffet lunch is provided after snorkeling. The cost is \$90 per person.*

#### Coral World & Island Drive

*Pet a shark or starfish at one of the world's few underwater observatories, Coral World, where you can observe marine life without getting wet! Then, discover some of St. Thomas' most spectacular views on a scenic island drive. The cost is \$35 per adult, \$25 per child.*

#### Doubloon Sail & Snorkel Tour

*Join the excitement! Help raise the sails of Doubloon, a 65-foot classic schooner that will take guests to Turtle Cove, near Buck Island. Here, guests will anchor and have time to snorkel and swim among a coral garden. Snacks, beverages and snorkel equipment are included. The cost is \$42 per adult, \$30 per child.*

#### Golf at Mahogany Run (10 years & up)

*Take in a round of golf at this scenic 18-hole, par-70 course totaling 6,002 yards. Mahogany Run was designed by George and Tom Fazio. This excursion includes both the greens fee and golf cart rental. Rental clubs are also available.*

*Guests must know how to play golf to take this excursion. The dress code is strictly enforced: Men - Collared shirt and smart shorts. Women - Collared shirt preferred, t-shirts only allowed if fashioned for the game of golf. Not permissible - T-shirt, tank top, halter top, cutoff jeans, running shorts, swimsuits, or sandals. Footwear: Sneakers are permitted but golf shoes are highly recommended and are mandatory on rainy days. Shoe rentals are available for \$10 and is payable to the course upon arrival. Golf cart and greens fees are included. Children are not permitted to drive golf carts. The adult driving the golf cart will be required to show a valid driver's license. All guests in the excursion must depart and return together. Guests who decide to leave early will be responsible for the taxi ride back to the ship for an additional cost. No refunds will be provided. Children ages 10 and up must be accompanied by an adult at least 18 years of age at all times while on this excursion. The cost is \$130 per person.*

#### Kayak Marine Sanctuary Tour (10 years & up)

*One of our most interesting excursions! Kayak 45 minutes through the mangroves with a guide who will point out interesting facts along the way. Guests will stop for 30 minutes at Bovoni Point, where guests can snorkel or walk along the beach. The cost is \$59 per person.*

#### Magens Bay Beach Day

*Start with a scenic ride to Magens Bay, often noted as one of the most beautiful beaches in the world. Spend your time enjoying the Caribbean lifestyle, swimming and sunning on the white-sand beach. Chairs and lunch coupons are provided. The cost is \$42 per adult, \$32 per child.*

### Scuba Adventure (12 yrs & up)

*A certification card is required for all divers to explore the exciting waters of St. Thomas during this two-dive excursion to both a vibrant reef and wreck. Small groups ensure individual attention and instruction. The cost is \$85 per person.*

### Spirit of St. Christopher Sail and Shipwreck Snorkel

*Sail to Buck Island, just a few miles from St. Thomas harbor, on a 76-foot catamaran. This fast and comfortable ride brings guests to a snorkeling site, where they will explore the crystalline water for one hour. Unlimited fruit and rum punch is provided, after snorkeling. The cost is \$45 per adult, \$30 per child.*

### St. Thomas Island Tour

*See the sights in an open-air safari bus as guests take in the natural beauty of the island. This tour makes two stops, one at St. Peter's Great House and the other at Mountain Top, the highest point of the island. The cost is \$29 per adult, \$20 per child.*

### Water Island Mountain Bike Adventure (10 years & up)

*Guests will begin their adventure on a 30-minute water taxi ride to Water Island. Once at the island, explore the terrain for 75 minutes by mountain bike. This fun-filled excursion also includes a relaxing 1/2 hour beach stop. The cost is \$29 per person.*

### St. John Eco Hike (10 years & up)

*A scenic ferry from St. Thomas lets guests off at Cruz Bay, where they'll have 90 minutes to enjoy a 1.2 mile hike, with stops at Lind Lookout and Honeymoon Beach. After the hike, relax for an hour by the water. The cost is \$59 per person.*

### St. John Island Tour

*Enjoy the 45-minute ferry ride from St. Thomas as guests come upon the unspoiled beauty of St. John, approximately three quarters of which is designated as National Parks. The guests safari tour bus will stop at both the Annaberg ruins and Trunk Bay for photo opportunities. The cost is \$39 per adult, \$29 per child.*

### St. John Trunk Bay Beach & Snorkel

*Guests will be taken by ferryboat to St. John and then driven to beautiful Trunk Bay. Along the way, soak in the lush surrounding of the island. Once at Trunk Bay, guests will have the option to swim, snorkel or simply relax. Snorkel equipment is provided. The cost is \$42 per adult, \$30 per person.*

### St Thomas Beach Day – Sapphire Beach

*4-1/2 hrs, departs 9:15 AM*

*The cost is \$42 per adult, \$30 per person*

### 5-Star St. John Snorkel and Beach Adventure

*On this adventure, one of our most requested excursions, guests will board the 115-foot Leylon Sneed, which will transport guests from St. Thomas to Trunk Bay in St. John. Once anchored, guests will have 1 1/2 hours to snorkel, swim and sunbathe. Snorkel equipment is provided, as well as fruit punch and rum punch, after snorkeling. The cost is \$45 per adult, \$30 per child.*

### Water Island Mountain Bike Adventure

*10 yrs. And older, 3-1/2 hr., depart at 8:30 AM*

*The cost is \$59 per adult.*

Shore excursions may be booked onboard at the Shore Excursion Desk, Deck 3 Midship. All programs/costs are subject to change and are based on availability.

## **8.8 Virgin Islands On Your Own:**

*"We took a taxi (van) from the port in St. Thomas to Magens Bay. It's a beautiful beach with clear blue water. The taxi ride took about 15 minutes...? I don't really remember well, because the ride in itself was an experience. To get to Magens Bay from the port, you have to go up and over the rise of the island to the other side. The views are gorgeous. I think it cost about (\$6 per adult, \$3 per child) for each of us, each way. Children might be less. And they'll try to fill the van up before going, but we waited no more than 3 mins. for the van to fill up. There was also a fee to get into the beach at Magens Bay – (\$3 per adult, 25 cents per child). Please have some small bills in cash for times like these... a family in the van with us didn't have anything less than a \$100 to pay the taxi driver with and we had to "loan" them 50 cents for one of their kids to get in. Once at Magens Bay, our taxi driver asked what time we'd like to be picked up and was there waiting for us when we were ready to return to the ship."*

*Another idea: When we were in St. Thomas, we rented a jeep at Avis (\$80) and drove over to St. John ourselves. We were able to explore the whole island, swim & snorkel at some beautiful secluded beaches, and check out the shopping and restaurants  
It was a very nice, relaxing way to spend the day! – Rhonda*



*It sounds very complicated but it is really very easy. Get off the ship and find a cab going to Red Hook. Just ask the driver he will direct you to a cab going there. Take the Ferry to St John, where you will find LOTS of cabs waiting to take you to Trunk Bay (and other beaches). A driver named "PUFF DADDY" took good care of us!! He even asked us what time we wanted to be picked up from Trunk Bay, and came back for us.*

*Trunk Bay was wonderful! We did the 5 Star Snorkel trip last year but this was MUCH better! After the tour boats left, (which was about 30 min after we got there) the place was very uncrowded. We enjoyed a peaceful, relaxed day at the beach.*

*I would do it again in a second! - Relling Twin*

---

## 9 WESTERN CARIBBEAN CRUISE

---

### 9.1 Key West:

Key West is as far south as you can travel in the continental United States and still be on American soil (hence 'Southernmost' Point, Motel, Hotel, Guesthouse, cup of coffee, t-shirt shop, and just about any other person, place or thing that earns the distinction by merit of proximity). The island is only 90 miles from Havana, Cuba!

The island's sub-tropical climate - annually averaging 80 degrees high, 72 degrees low - and its friendly, tolerant attitude make it a place loved by all who visit. The easy-going way of life has attracted such famous inhabitants as Ernest Hemingway, Tennessee Williams, and Robert Frost. Harry S. Truman owned a vacation residence here during his term of office, and John James Audubon stayed on the island while painting the wildlife of the keys.

Visitors can discover a colorful past full of pirates, treasure hunters, and a rich military presence in the many historical museums. In the evening, the spectacular sunset is celebrated at Mallory Square, where entertaining street performers and vendors gather as long as the weather permits (which are most of the time).

The more adventurous types will find plenty to do as well. Sailing vessels abound with such activities as fishing, snorkeling, and reef diving. You can even charter a flight to Fort Jefferson National Monument, the least accessible national park in the United States.

More web information can be found at the official site: <http://www.fl-keys.com/>. And at <http://www.keywestvisitorguide.com/>

### 9.2 Key West Shore Excursions:

Shore excursions can be booked in advance by calling (877) 566-0968, e-mailing requests along with the guest's name and reservation number to [dcl.shore.excursions@disneycruise.com](mailto:dcl.shore.excursions@disneycruise.com), faxing a shore excursion request form to (407) 566-7031 or having your travel agent do it for you. Forms can be downloaded from [www.disneycruise.com](http://www.disneycruise.com). Guests who do not pre-reserve excursions can visit the Shore Excursions desk on their day of embarkation to check availability and make reservations.

Shore excursions for all Disney Cruise Line® vacations can be reserved within 60 days prior to sailing. The cost for your excursions will be charged to your onboard account

#### Old Town Trolley or Conch Train Tour

(For all ages)

*Train or trolley? Take your pick--either one will take you on a fascinating 60-minute tour in the southernmost city in the U.S., you'll see 100 points of interest, including attractions and historical sites such as Hemingway's Key West abode, the famous Sloppy Joe's and more.*

Adult price: \$22 (ages 10 and above) Child price: \$11 (ages 3-9)

#### Conch Republic Tour & Museum Package

(For all ages)

*Choose train or trolley to embark on an hour-long tour of Key West and 100 of its key attractions and historical sites. After taking in the sights, you'll stop at Mallory Square, where you'll be provided with admission for self guided visits to the Key West Aquarium and the Key West Shipwreck Historem.*

Adult price: \$42 (ages 10 and above) Child price: \$22 (ages 3-9)

#### Schooner Western Union Day Sail

(For all ages)

*This excursion will put the wind in your sails: a 2-hour cruise on a majestic schooner, the Western Union. You'll arrive via Conch Train or Old Town Trolley and set sail on a journey that includes snacks and beverages.*

History of the Schooner *Western Union*:

Built in the great tradition of wrecking vessel that were used in Key West in the 1800's. The 130' Schooner Western Union has three distinctions:

The last example of a traditional American coasting schooner made in the U.S.

The last sailing cable ship on earth.

The last tall ship constructed in Key West.

Launched in Key West in 1939, she served the Western Union Telegraph Co. reliably for 35 years. The schooner *Western Union* had a high stakes espionage run-in with Cuban gun boats, survived a hurricane, helped bring Cubans to freedom during the Mariel Boatlift, and redirected troubled youths in the Vision Quest program. She is now under the care of the Historic Tours of America®, and is finally back home as flagship of Key West.

- Note: this excursion is not available 9/3/2001 – 11/3/2002.

Adult price: \$43 (ages 10 and above) Child price: \$20 (ages 3-9)

#### Schooner Western Union Sunset Sail

(For all ages)

*Enjoy a front-row seat for a famous Key West sunset. After arriving via Conch Train or Old Town Trolley, you'll board the schooner Western Union for a 2-hour sailing experience and sunset viewing that includes snacks and beverages.*

See History of the Schooner *Western Union* above

- Note: this excursion is not available 9/3/2001 – 11/3/2002.

Adult price: \$53 (ages 10 and above) Child price: \$22 (ages 3-9)

#### Back to Nature Kayak Tour

(10 yrs & older)

*This naturally appealing excursion starts with a comfortable boat ride to the Wildlife Refuge, where uninhabited islands are scattered like pirate's treasure in the sparkling waters of Florida Bay. After boarding your kayak, you'll be guided through the reserve as your guide points out the native birds, marine life and plants that can be spotted along the way. Water and soft drinks are provided.*

Adult price: \$59 (ages 10 and above), Departs at 1:40 PM.

#### Catamaran Racing

(6 yrs & older)

*This winning excursion allows you to compete in one of the most exciting sporting events in Key West. In this hands-on experience, you'll participate in an actual catamaran race as the captain guides you to potential victory. No prior experience needed--just the desire to race to win. Nonalcoholic beverages and--win or lose--a victory party are included.*

Adult price: \$64 (ages 6 and above)

#### Key West Catamaran Sail & Snorkel Tour

(6 yrs & older)

*If you're the seafaring sort, this is the best way to experience the magic of Key West. You'll enjoy a 3-hour sailing adventure that includes spectacular snorkeling in the crystal-blue waters amid vibrant coral and tropical fish, plus a chance to relax on a sandy beach. Snorkeling equipment and professional instruction provided, as well as beverages.*

Adult price: \$44 (ages 10 and above) Child price: \$25 (ages 6-9)

#### Sail, Kayak & Snorkel Excursion

(10 yrs & older)

*Its 3 adventures in 1! First, sail in a 2-masted traditional schooner, much as the early Key West adventurers did, to mysterious mangrove islands for an hour of kayaking amid pristine natural surroundings. After your eco tour is complete, it's time to plunge beneath the surface and discover the underwater world of the Keys. You'll be provided with snorkeling equipment and instruction to enjoy the area's aquatic flora and fauna. Upon your return to the Hilton Marina, you'll pause to refresh with a delicious repast of fresh fruit, chips, salsa, beverages and more.*

Adult price: \$75 (ages 10 and above)

#### Glass Bottom Boat Tour on The Pride of Key West

(For all ages)

*It's like a window to another world. The Pride of Key West, a 65-foot glass bottom catamaran, gives you an incomparable view of the underwater world of the Keys. This comfortably appointed vessel boasts upper and lower sundecks, a large climate-controlled viewing area, snack bar and restrooms on board. Sit back and relax as you enjoy this 2-hour narrated eco tour of North America's only living coral reef. Snacks and beverages available for purchase.*

Adult price: \$27 (ages 10 and above) Child price: \$14 (ages 3-9)

#### Key West Walking Tour

(3 yrs & older)

*Get on your walking shoes and explore many of the Conch Republic's famed sites on this 1-1/2-hour tour. You'll see the oldest house in South Florida; have a chance to enjoy the Conch Republic's signature dessert at the Key Lime Pie Bakery, watch cigars being made at a working factory, visit lush tropical gardens and more.*

Adult price: \$19 (ages 10 and above) Child price: \$13 (ages 3-9)

### **9.3 Grand Cayman:**

- Capital: George Town, Grand Cayman
- Population: 38,000
- Currency: Cayman Island dollar; US\$1=Ky\$0.80; US dollars are widely accepted
- Official language: English
- Political status: British dependent territory
- Area: Grand Cayman covers 76 square miles (196 square kilometers), Cayman Brac 15 square miles (39 square kilometers), and Little Cayman 11 square miles (28 square kilometers).
- Religion: Main Christian denominations represented
- Business: Banks are open Monday to Thursday 9am-3pm, and on Fridays 9am-1pm and 2.30-4.30pm. The main banks are Barclays Bank, Cayman National Bank, Royal Bank of Canada, Bank of Nova Scotia, Canadian Imperial Bank of Commerce, and Washington International Bank. Shops are open 9am-5pm every day except Sunday. Payment cards accepted almost everywhere.
- Electricity: 110 volts, 60 cycles.
- Telecommunications: the international dialing code for the Cayman Islands is +1 345 followed by seven digits. On the island, use all seven digits.
- Time: GMT-5
- Cayman Islands tourism information can be found at: [www.cayman.com.ky](http://www.cayman.com.ky)

Lots of Cayman Islands information can be found on the Cruise Critic site at:

<http://www.cruisecritic.com/ports/newport.cfm?ID=1>

The CIA World Factbook on The Cayman Islands: <http://www.cia.gov/cia/publications/factbook/geos/cj.html>

### **9.4 Grand Cayman Shore Excursions:**

#### **Grand Cayman Shore Excursions**

Famed for incomparably clear waters teeming with aquatic life and pristine, palm-fringed beaches, Grand Cayman is a tropical oasis. From snorkeling at Stingray City and other aquatic diversions to exploring historical points of interest and the world's only turtle nursery, the island offers a rich bounty of entertaining pursuits. It's paradise on a grand scale.

#### Beach Break

(For all ages)

*Catch some rays, ride a wave or stroll along the shore; travel via air conditioned bus to the Holiday Inn Beach, where you can relax in your own beach chair. Enjoy two complimentary non-alcoholic or alcoholic beverages. Towels are provided.*

Adult price: \$45 (ages 10 and above) Child price: \$25 (ages 3-9)

#### Stingray City Snorkeling and Discover Cayman Tour

(6 yrs & older)

*You've never been to a city like this before! Stingray City is teeming with these curious sea creatures, and you'll have an hour to snorkel among them. They'll often come close enough to touch. All snorkeling equipment is provided. Then you'll travel to "Hell" to see incredible ancient rock formations and to Turtle Farms, the only turtle-breeding operation of its kind in the world. Bottled water and fruit punch is provided.*

Adult price: \$55 (ages 10 and above) Child price: \$45 (ages 6-9)

#### Grand Cayman Island Tour

(For all ages)

*Venture beyond the beach to discover the hidden charms of the island. You'll travel via air-conditioned bus through the quaint streets of George Town to the storybook-perfect Gingerbread House, the diabolical rock formations of "Hell" and the world's only turtle nursery, Turtle Farms.*

Adult price: \$27 (ages 10 and above) Child price: \$21 (ages 3-9)

#### Safehaven Golf

(10 yrs & older)

*Time for tee? On this outing, you'll swing over to the Links at Safehaven for 18 holes of glorious golf. Your trip to the island's first and only championship 18-hole course includes greens and cart fees and a souvenir; lunch, golf shoes and clubs are available at an extra cost.*

Adult price: \$130 (ages 10 and above)

## 2-Tank Dive Tour

(12 yrs & older)

*Certifiable fun. Certified divers first take a deep dive to a maximum depth of 80 feet on the famous Cayman Wall, where you'll have a chance to swim among a variety of exotic tropical fish and corals. Then, you'll take a shallow dive of 50 feet or less at a reef or wreck. All equipment is provided. Junior divers ages 12 to 15 can dive the second dive or participate in both dives to 60 feet or less.*

Adult price: \$95 (ages 12 and above)

## Rum Point Beach Adventure

(For all ages)

*Here's your ticket to a day of fun in the sun! Travel via bus and ferry to Rum Point, where you'll receive a ticket booklet and information on the day's events. Enjoy a leisurely beach day swimming, sunning or snoozing in a shaded hammock as Casuarina trees rustle overhead. Select from a variety of sandwich and beverage choices for lunch, which is included in your beach adventure. For those seeking a more active day, a variety of water sports are available for an additional cost. After a blissful day amid the whispering waves and sugar-white sands, you return via bus and ferry to the pier.*

Adult price: \$43 (ages 10 and above) Child price: \$35 (ages 3-9)

## Rum Point Beach Adventure and Stingray City Sojourn

(6 yrs & older)

*A delightful day of sun and sea is yours on this excursion. Travel via bus and ferry to Rum Point, where you'll receive a ticket booklet and information on the day's events. Then hit the beach to enjoy as you please. Select from a variety of sandwich and beverage choices for lunch, which is included in your beach adventure. A variety of water sports are available for an additional cost. Having fun yet? Of course you are--but there's still more to enjoy. Board a glassbottom boat to Stingray City and watch these fascinating sea creatures frolic underwater while you stay high and dry. Once the day of diversions is done, you'll head back to the pier via bus and ferry.*

Adult price: \$65 (ages 10 and above) Child price: \$60 (ages 6-9)

## 7-Mile Sail & Snorkel

(6 yrs & older)

*You'll be in 7th heaven on this combination sail and snorkel tour! You'll sail away on a 65-foot catamaran for a 7-mile seafaring adventure, including a chance to explore beneath the surface as you snorkel among tropical corals and fish. All snorkeling equipment, as well as complimentary water and soft drinks, provided.*

Adult price: \$40 (ages 10 and above) Child price: \$30 (ages 6-9)

## Stingray City Snorkel Tour

(6 yrs & older)

*Catch some rays while swimming among rays. Board a custom double-deck catamaran for the voyage across the North Sound to the world-famous Stingray City. Countless rays reside in 3 to 6 feet of water on a natural sandbar fringed by a colorful reef. Snorkel amid the rays and even touch them. Picture-perfect conditions provide fabulous photo opportunities as the rays come to the surface to feed. All snorkeling equipment provided. Enjoy ice water and lemonade after snorkeling.*

Adult price: \$45 (ages 10 and above) Child price: \$35 (ages 6-9)

## Shipwreck and Reef Snorkeling

(6 yrs & older)

*C'mon--take the plunge. First, you'll head to one of the Caymans' most famous wrecks, the Callie. Experienced divemasters will provide a history of the ship and snorkeling instruction. After exploring the Callie, you'll visit another site to view coral reef formations, tropical fish and you may even spot a turtle. Snorkeling equipment, ice water and lemonade provided.*

Adult price: \$35 (ages 10 and above) Child price: \$30 (ages 6-9)

## Cayman Wetlands Kayak Safari

(10 yrs & older)

*Kayak along the tranquil beauty of the Caymans' ecologically sensitive coastal environments. After a short, air-conditioned bus ride, you'll set out on an exciting expedition, exploring secluded shorelines, inlets, bird-nesting areas, seagrass and mangrove communities. Along the way, your guide will describe points of interest while explaining the importance and interdependence of these fragile ecosystems with the surrounding coral reefs. You'll also have a chance to pause and refresh with a dip in the cooling waters. After returning to shore, the homeward journey takes you through one of the Caymans' most attractive residential communities. Complimentary snack and water, as well as kayaking equipment, provided.*

Adult price: \$59 (ages 10 and above)

## Stingray City Island Tour

(6 yrs & older)

*Hit the island's highlights. First, you'll board a catamaran for the trip to Stingray City, where countless rays reside in 3 to 6 feet of water on a natural sandbar fringed by a colorful reef. A narrator will provide insight into these fascinating creatures. Next, get ready for a journey to "Hell," so called for the jagged rock formations that have drawn visitors for years. The tour concludes with a visit to the Cayman Turtle Farm, the only commercial sea turtle nursery in the world. And don't miss the sights along the way--you'll cruise past the renowned Seven Mile Beach, where crystal-blue waters meet sparkling white sands; Government House, the colonial-style mansion where His Excellency, the Governor, resides; and all the major landmarks in George Town, Cayman's capital.*

Adult price: \$60 (ages 10 and above) Child price: \$50 (ages 6-9)

#### Seaworld Explorer Semi-Submarine

*(For all ages)*

*Want to explore the sea without getting wet? Then climb aboard the Seaworld Explorer, a semi-submarine that will take you under the sea to get a glimpse of the ocean's treasures. From the dock in downtown George Town, you'll depart for a trip to the Callie, a shipwrecked steel schooner. Then it's off to Cheeseburger Reef, home to a teeming variety of sealife. A knowledgeable marine expert on board will provide a fascinating narration and answer questions on this underwater world. Next, there's another shipwreck to discover: the Balboa. Much of the ship's cargo of wood was salvaged, and was used to construct many of the buildings you see in George Town today.*

Adult price: \$39 (ages 10 and above) Child price: \$29 (ages 3-9)

#### Atlantis Deep Explorer

*(8 yrs & older)*

*Don't miss this in-depth look at ocean life. You'll take a boat from the George Town dock to a sophisticated deep-diving research submarine, which will voyage to the underwater Cayman Wall to depths of 800 feet! You'll see fantastic underwater creatures that live far below the surface -it's an unforgettable adventure!*

Adult price: \$345 (ages 8 and above)

#### Atlantis Submarine Expedition

*(4 yrs & older) Must be at least 36" tall*

*There's no substitute for this experience! The Atlantis, a U.S. Coast Guard certified submarine, is an incomparable way to view the ocean's underwater paradise. Enjoy the vistas through large windows in air conditioned comfort to depths of 100 to 110 feet. You'll see a variety of colorful and exotic tropical fish, including parrotfish, grunts and groupers, as the captain expertly navigates through 30-foot coral heads. Throughout the voyage, the copilot will answer any questions and provide an informative live narration. Complimentary rum and fruit punch is served at the end of the dive.*

Adult price: \$75 (ages 10 and above) Child price: \$50 (ages 4-9)

#### Island Tour and Snorkeling

*(6 yrs & older)*

*Travel from Heaven to "Hell" in a day! First, after a short ride from the pier, you'll have a chance to visit the Cayman Islands' own slice of paradise, the world-famous Seven Mile Beach. A short drive away is the "Old Homestead," whose historic architecture is characteristic of these islands. Your next stop is the Turtle Farm, the only one of its kind in the world. Then it's time to go to "Hell," a remarkable prehistoric rock formation like no other in the world. Your final stop is a visit to the Stingray Sandbar, where you can hold, pet and feed these unusual sea creatures. Snorkeling equipment, food for the stingrays and a refreshing fruit punch are included in this exciting tour.*

Adult price: \$60 (ages 10 and above) Child price: \$50 (ages 6-9)

#### Nautilus Undersea Tour

*(For all ages)*

*It's the best of both worlds--the Nautilus glides like a boat and gives you a glorious underwater view like a sub, but never completely submerges. The largest, most luxurious semi-submarine in the world, the Nautilus lets you see the ocean from a brand-new perspective. After a short bus transfer, you'll board the Nautilus and relax in its spacious, air conditioned underwater observatory. The experienced marine expert and narrator on board will regale you with tales of the history and mystery of two ill-fated shipwrecks, the Callie and the Balboa, and at Cheeseburger Reef, living coral forms a colorful backdrop while divers hand-feed the fish as you watch.*

Adult price: \$39 (ages 10 and above) Child price: \$29 (ages 3-9)

#### Nautilus Undersea Tour and Reef Snorkel

*(6 yrs & older)*

*If just seeing the amazing aquatic life in the Caymans isn't enough, try this adventure. You'll begin with the amazing Nautilus Undersea Tour that takes you over fascinating shipwrecks and Cheeseburger Reef, and then we'll moor over a wreck or reef while you snorkel with friendly schools of colorful fish. Snorkel gear included or bring your own. Never snorkeled? Don't worry--we'll teach you--it's easy!*

Adult price: \$45 (ages 10 and above) Child price: \$40 (ages 6-9)

## 9.5 Cozumel:

Lots of information on Cozumel for cruisers can be found at the Cruise Critic site:

<http://www.cruisecritic.com/ports/newport.cfm?ID=6> Cruise Critic.com

### 9.4 Cozumel Shore Excursions:

Shore excursions can be booked in advance by calling (877) 566-0968, e-mailing requests along with the guest's name and reservation number to [dcl.shore.excursions@disneycruise.com](mailto:dcl.shore.excursions@disneycruise.com), faxing a shore excursion request form to (407) 566-7031 or having your travel agent do it for you. Forms can be downloaded from [www.disneycruise.com](http://www.disneycruise.com). Guests who do not pre-reserve excursions can visit the Shore Excursions desk on their day of embarkation to check availability and make reservations.

Shore excursions for all Disney Cruise Line® vacations can be reserved within 60 days prior to sailing. The cost for your excursions will be charged to your onboard account

#### Atlantis Submarine Expedition

(4 yrs & older) Must be at least 36" tall

*There's no substitute for this experience! The Atlantis, a U.S. Coast Guard certified submarine, is an incomparable way to view the ocean's underwater paradise. Enjoy the vistas through large windows in air conditioned comfort to depths of 100 to 110 feet. You'll see a variety of colorful and exotic tropical fish, including parrotfish, grunts and groupers, as the captain expertly navigates through 30-foot coral heads. Throughout the voyage, the copilot will answer any questions and provide an informative live narration. Complimentary rum and fruit punch is served at the end of the dive.*

Adult price: \$75 (ages 10 and above) Child price: \$50 (ages 4-9)

#### Fury Catamaran Sail, Snorkel & Beach Party

(6 yrs & older)

*Its 3 excursions in 1: a luxurious catamaran ride, snorkel experience and sensational beach party! Board this luxury 65-foot catamaran, and enjoy the spacious sun decks and shaded lounge as you ply the waters to an ideal snorkeling destination. Then, snorkel (all equipment provided) in crystal clear waters among a variety of marine life before heading to the beach for a fun filled party. On the beach, relax in a hammock, ride the waves on a float or in a kayak, play volley ball or stroll the shore. Complimentary soft drinks, margaritas, beer and bottled water are yours to enjoy.*

Adult price: \$42 (ages 10 and above) Child price: \$25 (ages 6-9)

#### Fury Catamaran Teen Cruise

(13-17 yrs & older)

*It's a totally teen scene! Teens can enjoy a party on this 65-foot catamaran excursion, including a DJ spinning the latest tunes, snacks and beverages. Dance, hang with new friends and just enjoy some fun time away from the parental units.*

Adult price: \$35 (ages 13 and above)

#### Reef Snorkel

(6 yrs & older)

*Explore the colorful reefs of Cozumel! Take a 5-minute ride to Playa Corona, where certified dive masters and instructors will give information on the use of snorkel equipment, safety tips and location of prime snorkeling spots. Snorkeling equipment is provided; then jump in and enjoy the sights below the surface.*

Adult price: \$28 (ages 10 and above) Child price: \$22 (ages 6-9)

#### Certified Scuba Tour

(12 yrs & older)

*Your dive card is your ticket to ride! Certified divers will first dive Palancar Reef to depths of 70 to 80 feet after being briefed about the dive plan, points of interest and safety tips. Back on board, guests enjoy bottled water and fruit en route to the next dive site, a shallower dive of 50 to 60 feet, determined by the captain. All scuba equipment provided.*

Adult price: \$95 (ages 12 and above)

#### Kayaking Adventure

(10 yrs & older)

*Eco-minded tourists won't want to miss this opportunity to see the unspoiled beauty of Parque Punta Sur. You'll kayak through this pristine ecological reserve guided by an expert, who will take you through the lagoon and mangroves to the beach. Enjoy fresh water and fruit after your adventure.*

Adult price: \$59 (ages 10 and above)

#### Cozumel's Golf Excursion

(10 yrs & older)

Looking for a chance to link up with your favorite sport? Take this excursion to the Cozumel Country Club, where you'll golf amid swaying palms and ocean breezes. Range balls, cart fees, greens fees and souvenir balls are provided. Club rentals and shoe rentals available at an additional cost.

Adult price: \$130 (ages 10 and above)

#### Island Adventure Snorkel

(6 yrs & older)

Travel via snorkeling boat to Villablanca Reef for a 1-hour snorkel experience. A certified snorkeling instructor will provide a safety review and equipment demonstration, as well as snorkeling equipment. Complimentary beverages after snorkeling, then return to the dock

Adult price: \$42 (ages 10 and above) Child price: \$32 (ages 6-9)

#### Atlantis Submarine Expedition

(4 yrs & older) Must be at least 36" tall)

There's no substitute for this experience! The Atlantis, a U.S. Coast Guard certified submarine, is an incomparable way to view the ocean's underwater paradise. Enjoy the vistas through large windows in air conditioned comfort to depths of 100 to 110 feet. You'll see a variety of colorful and exotic tropical fish, including parrotfish, grunts and groupers, as the captain expertly navigates through 30-foot coral heads. Throughout the voyage, the copilot will answer any questions and provide an informative live narration. Complimentary rum and fruit punch is served at the end of the dive.

Adult price: \$75 (ages 10 and above) Child price: \$50 (ages 4-9)

#### Chankanaab Sea Lion Discovery

(For all ages)

Enjoy high-flying fun plus a splashy show at Chankanaab National Park! First, entertainment takes wing at the Wacky World of Birds. Then, aquatic amusement awaits at the spectacular Sea Lion Show. You may stay as long as you please to explore the natural wonders at this amazing park; transportation is available every hour on the half-hour.

Adult price: \$40 (ages 10 and above) Child price: \$30 (ages 3-9)

#### Sea Lion Discovery and Snorkel Tour

(6 yrs & older)

Winged, finned and flippers creatures take center stage on this excursion. At Chankanaab National Park, you'll enjoy avian antics at the Wacky World of Birds and sensational sea critters at the Sea Lion Show. Experienced guides then lead you on a snorkel experience to view tropical fish, lobsters, corals, crabs, sea cucumbers and underwater statues. You may linger as long as you like at this amazing park; transportation is available every hour on the half hour.

Adult price: \$55 (ages 10 and above) Child price: \$45 (ages 3-9)

#### Tropical Jeep Safari Tour

(10 yrs & older)

The ancient mysteries of Mexico await your discovery. With a guide to lead the way, you'll enjoy a rugged, off-road adventure via Jeep. Explore the La Palma Ruin and soak up the sun at Xpalbarco Beach during this exciting excursion. Beverages are provided.

Adult price: \$84 (ages 10 and above)

#### Caverns Exploration and Beach Tour

(6 yrs & older)

Don't miss this natural wonder. An air-conditioned bus ride will take you south of Playa del Carmen to natural caverns, where expert tour guides will introduce you to this magical underground world of stalactites and stalagmites. From there, you'll hit the beach and relax in your own private beach chair. Bottled water provided for your refreshment.

Adult price: \$83 (ages 10 and above) Child price: \$63 (ages 6-9)

#### Cozumel Beach Break

(For all ages)

It's a shore thing--Playa Sol Beach is a sensational seaside playground. Your 4 hours of fun includes admission to the beach; use of pool and beach facilities; open bar serving domestic mixed drinks, beer, soda and juice; water toys, recreation, entertainment and games; and even a tiny zoo. Restaurant buffet service is available for an additional cost.

Beach chairs aren't included in the price. They are not guaranteed to be available. The beach does not have a DCL reserved area. Bottled water and canned sodas are available if you ask. The water and ice is purified for your safety.

Adult price: \$49 (ages 10 and above) Child price: \$39 (ages 6-9)

#### Tulum Ruins

(For all ages)

*The remnants of a proud and fascinating civilization are yours to explore. After a boat ride to Playa del Carmen, you'll travel via air-conditioned bus to the Tulum Ruins. A knowledgeable guide will escort you through this sacred city and reveal its complex history. Bottled water provided; beverages and boxed lunches provided.*

Adult price: \$90 (ages 10 and above) Child price: \$70 (ages 3-9)

#### Ocean View Explorer Tour

(For all ages)

*You'll have a front-row seat to the underwater action on the Ocean View Explorer. Come aboard this popular underwater viewing craft and enjoy a panoramic view below the surface of the while staying comfortably cool--and dry! Crystal-clear windows in front of each seat allow you to see fish and other marine life swim by as you glide by the breathtaking coral formations of Paradiso Reef and other spectacular sights.*

Adult price: \$39 (ages 10 and above) Child price: \$29 (ages 3-9)

#### Cozumel Ruins Beach Tour

(For all ages)

*Explore the ancient history and present-day beauty of Cozumel. Your first stop is at the San Gervasio Ruins, a Mayan religious center, where a guide will explain the history and significance of this sacred place. Your next destination is Playa Sol Adventure Park, the most popular beach club on the island, where you can swim, sun or enjoy a variety of water sports equipment available for rent. Complimentary beverages provided.*

Adult price: \$45 (ages 10 and above) Child price: \$32 (ages 3-9)

#### Mayan Frontier Horseback Riding Tour

(12 yrs & older)

*Saddle up! Travel the Mayan frontier on horseback and see ruins more than 1,500 years old as you traverse this tropical savanna. Then, you'll visit a working ranch stocked with cattle, ponies, turkeys and other animals. After your ride, enjoy complimentary soft drinks and beer at the cantina.*

Adult price: \$82 (ages 12 and above) Departs at 11:15AM.

#### Xcaret Eco Archeological Park

(For all ages)

*It's a tropical paradise. Travel via boat and bus to this oasis of natural splendor and enjoy the unspoiled beauty of nature. After a brief orientation, you're on your own to enjoy the park as you please. Snorkel in the underground river; visit the museum, aquarium, bird sanctuary, stables and botanical gardens; explore Mayan ruins and a replicated Mayan village; relax at several beautiful beaches and more.*

Adult price: \$99 (ages 10 and above) Child price: \$79 (ages 3-9)

#### Two-Tank Certified Dive

(12 yrs & older)

*Dive the famed waters of Cozumel. Certified divers can explore 2 of the most popular reefs in the area, Palancar and Paradise. Both boast an incredible array of colorful sea life. You'll have a chance to spot eels and angelfish, sponges and corals, toadfish and even the occasional barracuda. Dive equipment, bottled water and soft drinks are provided.*

Adult price: \$95 (ages 12 and above)

#### Snorkeling at Chankanaab National Park

(6 yrs & older)

*A superior snorkeling opportunity. Travel via taxi to Chankanaab National Park, where you'll enjoy snorkeling in 3 to 20 feet of water in one of the world's premier snorkeling locations. All equipment is provided. After snorkeling, you'll have an hour to explore the surrounding botanical gardens and Mayan village replica.*

Adult price: \$45 (ages 10 and above) Child price: \$35 (ages 6-9)

### **9.5 Cozumel On Your Own:**

Shore excursions can be booked in advance by calling (877) 566-0968, e-mailing requests along with the We just got back (12/22) from our cruise. We went to Tulum. It was fantastic. From Cozumel, it was about a 40 minute ferry ride to the mainland. We then had about a fifty minute bus ride to Tulum. You can walk about 1/2 a mile to the ruins or take a tram. The tram is \$1.50 per person for a round trip. I took my video camera and it costs \$4.00 to get it in (well worth it - ship said it would be \$8 to \$10 but it was not). The ruins and view out over the sea are great. I do not think you will be disappointed. They also have shops (of course). Plus a Subway and McDonalds to eat at. Hope you go and enjoy.

---

## **10. Castaway Cay**

---

"So there I was on my hammock watching my children playing in the water, sipping my Conch Cooler with the sun shining down on me. I said to myself..."Julie, it can't get better than this!!!!" It was a paradise." Julie Cline



Castaway Cay is Disney's 1000 acre, privately owned island at the southwestern end of the Abacos Islands chain in the Bahamas. It's exact position is; 26 deg. 04.608 min N latitude, 77 deg. 32.238 min. W longitude. It was formerly known as Gorda Cay and had a reputation as a drug runner's island. Windjammer Barefoot Cruises previously stopped there. Prior to DCL moving in, the only prominent feature was a rather short runway. Disney is now the sole owner of the island allowing them to add their own Disneyesque touches such as Mickey Mouse buoys. Simply having the island isn't enough, Disney also learned of the story behind the names on the island such as Gil, Cookie and She Sells ~~Sea Shells~~ and everything else. Take the tram onto the island and to Serenity Bay to hear the story.

Unlike with other cruise lines where the passengers must take a launch in to the island, Disney built a wharf on Castaway Cay where the ships moor. From there, you can either take a tram to the middle of the family beach or walk. The walk is very pleasant early in the day. There is also another tram that takes you from the main area to Serenity Bay, the adult beach and the massage huts.

Towels are provided on Castaway Cay. There is no need to bring them from home or from your cabin.

While aboard the Disney ships, you will be reminded many times to bring sunscreen ashore with you. They are not kidding. The sun at these southern latitudes is much more direct and strong that you'll find in the U.S. If you forget, it's easy to return to the ship or you can get a bottle at the *She sells ...shop*. You should also bring a hat ashore with you. (Our personal preference is for something big and straw from the Straw Market in Nassau.) Consider wearing a T-shirt when snorkeling. If you somehow still get burned, medicated solarcaine and other sundries are for sale in the front corner of the Treasure Ketch.

**TIP:** Have an early breakfast at Topsiders/Beach Blanket Buffet. The ship backs into the dock so you get a colorful view of the island.

**TIP:** Take advantage of the nice photo spot as you disembark the ship while you still look your best. This is your only chance to get a professional photo with the ship in the background. (LSHardison)

**TIP:** Check your navigator for character appearance times, these also make great photos. Captain Hook and Mr. Smee can often be found near the post office.

**TIP:** In addition to the individual rentals, a limited number of package deals are offered on Castaway Cay. The package includes: One hour bike rental; all-day float rental; and all-day snorkeling. It's \$30 for adults and \$15 for kids and you can split it up among family members. If you are interested, book this one early because they limit the number sold and run out fast.

**TIP:** If you'd like to learn more about the island and get a nice walk in too, take the Physical Fitness Walk the morning your arrive at Castaway Cay (check the Navigator for meeting place and time). Be sure to bring water with you!

**TIP:** If Castaway Cay day is on the last day of your cruise, you'll be asked to have one member of your family attend the disembarkation talk onboard at 4 pm. Enjoy your time at the Island and don't feel rushed to get back to the ship for this talk – the talk is repeated frequently on your stateroom TV that evening. Just be sure you watch it!

## 10.1 The Beaches:

The beach at Castaway Cay is picture perfect, pristine white sand! The pastel colored umbrellas line the shore line making for great photo ops on the island. The general public areas are open to all passengers. Serenity Bay is for adults only. You must be 18 or older to be on this part of the beach. And no, you can't just walk around to take a look; Cast Members are usually near the entrance and will not let you on the beach at Serenity Bay.

Don't dilly-dally if you want the best beach chairs, those under the umbrellas or a hammock. Get off the ship shortly after shore call is announced and head for the beach. If you want a hammock, leave the ship immediately after shore call. If you plan to spend your time at Serenity Bay, the chairs closest to the path fill quickly. Of course, if you want more privacy, there are almost always chairs at the very ends of the beach most times during the day.

Unusual wheelchairs with fat tires are available for use on the sand. The walking paths are all paved on Castaway Cay.

There is a teen beach just after the family beach featuring swim floats, a rope swing and an in-water jungle gym.

There is a beverage service on the beach, look for the waiters.

Serenity bay is served by its own tram service that you catch at the runway behind Cookie's. At Serenity bay the adult beach, don't turn in at the first access, instead keep walking a little. There are fewer people on the beach a little farther on. Serenity bay is wonderfully peaceful. You owe it to yourself to spend some grownup time there while the kids are in Scuttle's Cove. Pick them up after lunch and go to the family beach. The kid's program won't take them to the beach.

**TIP:** You can usually leave the ship before they make the shore call announcement as the crew is usually ready to go with the gangway, but they have to wait until the scheduled time to make the announcement.

**TIP:** If you have little ones, go to Scuttle's Cove and check out a bag of sand toys. You can bring them to the beach and play in the water. Don't forget to return most of them or they might charge you.

**TIP:** If you're going to be playing in the water at Serenity Bay, you should bring along a pair of water shoes. The bottom there is much rougher and many cruisers have regretted leaving their foot ware aboard. The sand bottom at the family beach is soft and requires no protection.

**TIP:** If you wait until the last 30 minutes to board the ship, you will encounter VERY long lines!

## 10.2 The Water:

At Castaway Cay, the rental of snorkeling equipment is \$25 per day for people aged 11 and above, \$10.00 for children 10 and under. You may bring your own snorkeling gear to avoid this cost. In fact, at Costco, you can pick-up a set of inexpensive gear for about the same cost. If you bring your own snorkeling equipment, you will still be required to wear one of Castaway Cay's inflatable vests which they will loan you for no cost. The salt water may burn the eyes of some who aren't accustomed to salt water so you may not wish to snorkel for very long. In this case, having your own snorkeling equipment might save some money. Also consider renting just two sets of snorkeling gear and sharing them among the entire family two at a time. You get the equipment for the entire day so there'll be plenty of time for everyone. The snorkeling course is over a manufactured reef with a lot to see. There is a sunken boat and some surprises. Go snorkeling early, as the snorkelers tend to stir up the silt and reduce the underwater visibility.

A net called a "marine life protection barrier" encloses the lagoon to allow smaller fish to enter, while deterring large sea creatures if you know what we mean. ;)

Prices as of 12/04:

### **Snorkel Lagoon Equipment Rental** (All day) – Available at Gil's Fins and Boats

"Discover species and creatures of the ocean in our environmentally friendly snorkel lagoon. Pick up your gear at Gil's Fins and Boats and make your way to the educational area, where you can learn more about our 12-acre snorkel lagoon. In the water, you can follow the Discover Trail (for beginners) or the Explorer Trail (for more advanced swimmers). Your all-day equipment rental allows you to enter and exit the water as many times as you like. (brochure)" It's a great first-time snorkel experience. Snorkel, mask, fins and vest included. Children under 13 must be accompanied by an adult.

Adult Price: \$25 (ages 10 and above)

Child Price: \$10 (ages 5-9)

### **Float/Tube Rentals** (All Day) - Available at the Family Beach

"Relax and enjoy the swim lagoon on your very own float, or inner tube. Also, great for lying out on the beach." Children under 13 years of age must be accompanied by an adult. Adult Price: \$6

Child Price: \$6 (ages 5 and above)

### **Boat Rental** Available at the Boat Beach

A variety of boats are available to rent on Castaway Cay at Gil's Fins and Boats. Boats are subject to availability; \*\*walk-up rental only\*\*. Children under 13 must be accompanied by an adult. All prices are for one-half hour rental.

Paddle Boats (2-Seater \$8; 4-Seater \$10)

Sea Kayak (1-Seater \$8; 2-Seater \$10)

Aqua Fin monohull sailboat \$15

Aqua Trike (big-wheeled floating tricycle) \$15

Hobie Cat catamaran sailboat \$18

### **Bicycle Rental** (1 hour) Available at the Family Beach.

Take a 2-wheeled tour of Disney's private island. Bikes are available for rent by the hour, and there are child seats available for the little ones. Children must be able to ride a bike and are required to wear helmets. Adult Price: \$6 per hour; Child Price: \$6 per hour

### **Castaway Cay Getaway Package**

"Get all the fun under the sun for one convenient rate! Package includes snorkel equipment and float/tube rental for the entire day, plus a 1-hour bicycle rental. Children under 13 must be accompanied by an adult. (brochure)" Adult Price: \$32 (ages 10 and above); Child Price: \$16 (ages 5-9)

You may pre-rent everything Gil's offers aboard the ship.

Be cautious when you are near a Barracuda. Though you are on a Disney cruise, not everything is perfectly controlled. Barracuda have been seen at Castaway Cay and are quite the attraction, one even having a name. But these fish are not audio-animatronic, tame or trained. They are dangerous and have razor-sharp rows of teeth that can quickly slice through flesh. They are attracted to glimmering metal. So if you have jewelry on and spot one, you should move away. A better idea would be to leave the jewelry aboard, in your safe.

From: Sasabu

"The snorkeling was great. However, you have to go out pretty far in order to see anything because of so many people in the water they stir up a lot of sand. My 10 yr. old went way out and she saw sooo much. When you rent your equipment they give you a fish chart. When she came in she went over the chart and was screaming about the ones she saw. The snorkeling was the highlight of her trip!"

**Tip:** After you've snorkeled the course at the family beach, try Serenity Bay, the adult beach. Cruisers report that the water is clearer and the marine life is more abundant.

### 10.3 The Land:

Castaway Cay has its own post office where you can purchase stamps and send letters home. You cannot charge them to your Key to the World card, so bring along some cash. Buy your postcards early on the ship as they tend to run out. That way you have time to write them and then send them as you leave the ship at Castaway Cay. The lines are long in the afternoon so mail them off early. Postage to the US for a postcard is \$0.40. Beware that the Bahamian mail service defines the term "Snail Mail." Some post cards mailed from Castaway Cay didn't arrive in the US for more than a month.

Strollers and Kargo Karts are available at the Arrival Plaza as you disembark. There is no charge for these.

There are bicycle paths that travel around the island and bicycles are available to rent for \$6.00 per hour or \$15.00 each for the entire day. One bicycle path is a three-mile loop. Three bicycle sizes are available at the beginning of the bike trails, just past Cultural Illusions. Bicycles with training wheels and baby seats are available. You may pre-rent bicycles aboard the ship. The bicycle rental is also transferable to all members of your family. If you rent two bicycles, for example, any two of you can ride at the same time. Just select the proper sized bicycles. You may return later in the day and ride some more, or allow others in your family to ride. The rental is good all day.

Shopping is at *She Sells—and everything else* which is simply a hut. They have suntan lotion, water shoes, t-shirts, beach stuff, and Castaway Cay souvenirs... etc.

Hair braiding is very popular for teens on Castaway Cay. Again, go early to the braiding stations - later in the day the lines are hours long.

Ashore at Castaway Cay, your lunch will be served at Cookie's barbeque. As soon as they open, the lines grow quickly. You may want to wait until a little later to get lunch. The lines die down a bit then. When lunch is served at Cookies', check around for unused lines. There are many lines, but for some reason, most people tend to line up in just a couple of them. A new feature that is appreciated by many is the drink refill cart. The cart saves you the trouble of having to wait in line to get a drink refill.

#### Grouper Game Room



Take a beach break and pay a visit to Castaway Cay's Grouper Game Room, located near the volleyball nets and the sports beach. This shaded game room and recreation area features table tennis, basketball, shuffle board, pool tables, foosball, giant checkers and more fun - and free - activities.

**TIP:** Leave Castaway Cay in shifts to shower. "I wish I'd gone back first alone to shower and order room service for everyone. Then I could have handled wet suits, etc. I did end up doing 2 loads of laundry that last afternoon. Our clothes from Castaway Cay were so wet and sandy! We were on 7th deck and the washer and dryer were free, so it was no big deal. It wasn't crowded and did make packing easier."

LSHardison@aol.com.

### 10.4 Castaway Cay Tidbits:

- 🍷 Castaway Cay is officially known as Gorda Cay. It is positioned in the Bahamas on the edge of Little Bahama Bank which allows the ship to go from knee-deep water to fathoms deep in a short distance.
- 🍷 Dredging of the ship channel and construction of the wharf to which the Disney ships berth costs six million dollars.
- 🍷 The harbor is dredged to 45 feet out of solid limestone.
- 🍷 The ships bring in 80,000 gallons of water at a time. There's no potable water on Castaway Cay. The water used in the toilets is recycled and reused for plant watering and toilets.

-  There is also no electricity brought to the island. Electricity is generated on the island. The fuel is brought in by the ships.
-  The sand on the beaches was all dredged and deposited there at great expense for your enjoyment.

### 10.5 Castaway Cay Excursions:

Shore excursions can be booked in advance by calling (877) 566-0968, e-mailing requests along with the guest's name and reservation number to [dcl.shore.excursions@disneycruise.com](mailto:dcl.shore.excursions@disneycruise.com), faxing a shore excursion request form to (407) 566-7031 or having your travel agent do it for you. Forms can be downloaded from [www.disneycruise.com](http://www.disneycruise.com). Guests who do not pre-reserve excursions can visit the Shore Excursions desk on their day of embarkation to check availability and make reservations.

Shore excursions for all Disney Cruise Line® vacations can be reserved within 60 days prior to sailing.

The cost for your excursions will be charged to your onboard account. Prices and Times based on 12/04 Disney Wonder.

**Stingray Encounter coming to Castaway Cay!** - Starting in late September, Disney Cruise Line visitors to Castaway Cay will have the chance to try a **hands-on stingray encounter**. This 45-minute experience will combine a short lesson on the history and biology of these sea creatures with an in-the-water interaction with Southern stingrays under the guidance of a marine specialist. Part of the proceeds from this as-yet unnamed experience will go to the Disney Wildlife Conservation Fund.

**Personal Watercraft Eco Tour** (50 minutes, \$95 single, \$160 double) - "Get to know Castaway Cay like a native! A knowledgeable guide will take you on a fascinating eco adventure via personal watercraft as you learn about the area's abundant marine life, unique ecology and storied history. First, your guide will lead the way to a scenic area amid the mangroves, where you'll learn about Castaway Cay's intriguing ecosystem. Then off to a second point of interest, where your guide will describe the colorful history of The Bahamas and the unique island marine life. You may ride either singly or in pairs on this exciting journey. It is recommended to wear water shoes or sandals, as well as eyeglass straps. Riders will board watercraft from the water. To ride, you must be at least 8 years of age. To drive you must be at least 18 years or, if you are 16 or 17 and wish to drive, you must obtain authorization from a parent or guardian. Times as of 12/04 on Wonder: 9:45, 10:30, 11:15, 12:00, 1:00, 1:45, 2:45 (brochure).

**Banana Boat Ride** (17-20 minutes, \$14 per person) – "Get ready to peel out on a wild ride on a large inflatable boat that looks like a banana! You'll skim the sparkling Caribbean waters for approximately 17 minutes while the banana boat is pulled along by a jet ski. Children under 13 must be accompanied by an adult. Guests must be 8 years and older and be able to swim. (brochure)"

Adult Price: \$14 (ages 10 and above)

Child Price: \$14 (ages 8-9)

Departure Times: Every 30 minutes beginning at 10:30 am on the Disney Magic and 8:50 am on the Disney Wonder

Be prepared to get wet and perhaps even fall off the raft!

**Parasailing** (45 minutes, airborne 5-7 minutes) – "View Castaway Cay from a whole new perspective as you soar approximately 600-1,000 feet in the air! This aerial adventure is approximately 45 minutes total, with 7-9 minutes airborne. Guests must weigh more than 90 lbs., but must not exceed 375 lbs. Children under 13 must be accompanied by an adult. Captain's decision is final on all rides! You can ride single or tandem (no price break for tandem). Adult Price: \$70 (ages 10 and above) ; Child Price: \$70 (ages 8-9)  
Departure Times: Every 60 minutes, beginning at 10:30 am Disney Magic 9:00 am Disney Wonder

**The Wild Side For Teens Only** (4 hours) – "It's time to venture into uncharted territory as you explore the wild side of the island. Snorkeling, biking, and sea kayaking are all part of this 4-hour adventure, exclusively for teens ages 13-17 only! \$35 per person. Departure Time: 9:00 am Disney Magic; 8:20 am Disney Wonder.

**Walking & Kayak Nature Adventure** (\$60/person 10 and above, 2.5 - 3 hours) – "Venture to the tranquil side of Castaway Cay! During a forty-minute walk to your kayak launch site your knowledgeable guide will make the Bahamas' geology and history comes alive! Then you embark on a one-hour kayak excursion through the ecologically sensitive mangrove environment. Here you will learn about the importance of the mangrove ecosystem as a nursery for immature marine life and a habitat for birds. Your kayaks glide over

shallow waters teeming with tropical fish, sponges and colorful coral formations. Enjoy a swim in the crystal clear waters off a secluded pure white sandy beach, where you will also explore the wonders of the seashore's tidal zones and their diverse vegetation. Good Physical Condition required (brochure)" Departure Times: 9:00 am, 12:45 pm

**Glass Bottom Boat Scenic Voyage** (1 hour) – “A 46-foot glass-bottomed trawler, will take you on a 1-hour narrated eco tour. The boat's expansive underwater windows provide a commanding view of the barrier reefs that protect Castaway Cay. See how many different types of fish, sea creatures and corals you can spot from your unique vantage point. There are no restrooms aboard the boat. Guests younger than 18 must be accompanied by an adult. (brochure)" Adult Price: \$25 (ages 10 and above) Child Price: \$20 (3 - 9) Departure Times: 9:45 am, 11:15 am, 12:45 and 2:15

**Seahorse Snorkel Adventure** (2 - 2.5 hours) - “Enjoy sailing aboard a 63-foot catamaran that will whisk you away to a prime snorkeling spot amid the colorful reefs that encircle Castaway Cay. You'll be provided with snorkeling gear and a brief orientation, and then it's time to explore an amazing underwater world teeming with fascinating aquatic plants and animals. After snorkeling, complimentary snacks and beverages will be served before the return trip to Castaway Cay. (brochure)". Adult Price: \$49 (ages 10 and above); Child Price: \$29 (ages 5-9) Departure Times: 9:15 am, 1:15 pm

**Castaway Cay Bottom Fishing** (3-3.5 hours) – “Experience the clear turquoise waters of the Abaco islands while anchored off Castaway Cay. All equipment provided. Only 8 guest per boat. All fish caught will be released. Ages 6 and older. Children 12 and under must wear a life vest and be accompanied by an adult. (brochure)" Adult Price: \$110 (ages 10 and above); Child Price: \$110 (ages 6-9) Departure Times: 9:15 am, 1:00 pm Disney Magic, 9:00 am, 1:00 pm Disney Wonder

**Scuba Dive Adventure** (2 - 2.5 hours) Available on Disney Magic 7-night sailings only - Do you scuba? Then get ready to take a dive! Certified divers will be provided with all the necessary equipment for a sensational scuba experience that includes two dive sites. After a brief boat ride to the first site and safety orientation, you'll dive approximately 60 feet below the surface for an awesome aquatic encounter. Then, you'll travel to a second dive site, where you'll take the plunge for a 40-foot dive. On the return trip, you can swap sea-creature sightings with fellow divers while enjoying a variety of refreshing beverages. Adult Price: \$95 (ages 12 and above) Ages 12 - 17 must be accompanied by an adult. Departure Times: 8:15 am, 10:45 am

---

## 11 Disembarkation

---

The last full day on the ship is always a busy one. In addition to enjoying Castaway Cay (on most cruises), you have to pack, determine if you will need to go through customs, check out your photos at Shutters and take care of your servers (to name just a few things). On your final evening aboard, you'll receive specific information regarding departure.

In your Navigator, you'll see a disembarkation talk. This is something you should listen to as it will answer a number of questions. Although everyone is told to attend the live talk, it is rebroadcast continually on the stateroom televisions for the rest of the day. You can do something else while everyone is packed in the theater, and then watch it later, at your convenience. Whatever you do, be sure and watch the talk, even if you are a return cruiser. We hadn't needed to go through customs until our 4<sup>th</sup> cruise and had lots of questions the talk answered.

Everyone is expected to be ashore by 9:00 AM. Yes, it feels rushed but there's not a lot you can do about it. Try getting up early especially if you need to report anything to customs.

**Luggage** – Your cabin steward will leave luggage tags in your cabin on the last day to be placed on your baggage! If you need them, extra tags are available from your cabin steward or in front of Guest Services. Be sure to fill out the name and address information and remember the color/character of your tags. Bags must be packed and out into the corridor by 11:00 PM. This gives the cabin stewards time to move all five thousand or so bags down to storage prior to arrival at Port Canaveral. If your luggage is not in the hall by 11pm, you will have to carry it yourself the next morning during breakfast and as you leave the ship. Be sure to carry a “day bag” with you – depending on the next leg of your vacation, it may be much later in the day before you see your luggage again.

**Customs Forms** - You will receive your US customs forms. Be sure to follow the guidelines carefully. (See Section 11.2 below.)

**Settling your Bill** - If you put your credit card down upon checking in then there is no need to settle up your account on the last day. Your credit card will automatically be billed. A copy of your bill is placed under your cabin door early in the morning on disembarkation day. You have a little time to look it over for problems before you leave the ship but do try to take a look as it will be easier to resolve problems before you leave.

**Comment Form** - You will also receive a survey form. Please fill it out and turn it in. These forms allow DCL to improve the cruise for future cruisers. If you want to compliment someone, include them. If there were problems, tell them about it. Unfortunately, there is little space to include comments. You may want to write the Disney Cruise Line® once you return home. We future cruisers thank you for your effort.

**Departure Day Breakfast** - For breakfast, you will eat in the same dining room in which you were assigned the previous night. You also need to bring your carry-on bags with you to breakfast, as you will be not be able to return to your cabin. Topsiders buffet opens at 6:30 and by eating early, you can take your time and stretch it out a bit.

**TIP:** Remember that the lines at Guest Services and Shutters are VERY busy the evening before and the day of disembarkation. Try to do as much as possible before the final evening!

### 11.1 Gratuities/Tipping:

You will receive tipping envelopes during the afternoon of your last full day along with a tipping chart (reproduced below) for the crew members who served you during your cruise. You can put cash into the envelopes and give them to the crewmembers. You can also Guest Services and charge the tips to your onboard account. You will receive cards showing the amount you tipped which can be placed in the envelopes and present them personally to the servers and steward.

**TIP:** If you want to charge tips to your stateroom account, visit Guest Services on deck 3 at least 2 days before the end of your cruise to get your tip vouchers. If you wait until the last night to do this there will be long lines at Guest Services.

Tipping on the cruise ships is the crewmembers major source of income. They are reputed to receive \$50 per month and rely on tips for the rest. Knowing this, we believe that you are in an excellent position to reward very good service and likewise, to deter bad service. If you received service much better than you expected or if a crew member delivers above and beyond the call of duty, it is important to tip more than the suggested amount. It is encouraging and gratifying to the crewmembers that put out the extra effort to make your vacation more magical when they are rewarded for their efforts. On the other hand, crewmembers that make a minimum effort or are just plain bad should not be rewarded. We suggest that they get less than the listed tip. If an under-performing crewmember consistently gets less-than-par tips, he or she just might decide that cruise work is not their cup of tea and quit thereby doing future cruisers a favor.

To those Crew Members who have provided excellent service to you, the following guidelines are suggested by DCL:

<u>Person:</u>	<u>Three-Night Cruise</u>	<u>Four-Night Cruise</u>	<u>Seven-Night Cruise</u>
Stateroom Host/Hostess	\$10.70	\$14.50	\$25.25
Dining Room server	11.00	14.75	25.75
Dining room asst. server	8.00	10.75	18.75
Dining room head server	2.75	3.75	6.50
Dining Manager	Your discretion	Your discretion	Your discretion
Room Service	Your discretion	Your discretion	Your discretion

These amounts are for **each guest** per cruise, not per day. For the new Disney cruises longer than 7 nights, the total recommended tip amounts are approximately \$10 per person per day. Children also receive services from these crewmembers, so you should tip on their behalf also. Therefore if you are a party of 2 adults and 2 children, multiple the above amounts times 4 for excellent service.

We normally tip the room service crewmember \$1 for dropping of the tray; \$2 if they were particularly helpful.

### 11.2 Customs:

Customs is a breeze if you are a US citizen and are under the designated spending limits of \$600 or \$1200 per person.

On your last full day of the cruise, you will receive a customs form on which you list everything that you bought, one form per family (if you are sharing a cabin with someone who you are not related to, each of you must fill out a form). Don't smuggle, the trouble is not worth it compared to the relatively low duties charged. If you go over the limit, don't sweat it, the duty is still pretty low even on things like alcohol and jewelry.

**\$600 Exemption:** If you are returning directly from the Bahamas (Castaway Cay), your customs exemption is \$600. You may include two liters of alcoholic beverages with this \$600 exemption, as long as one of the liters was produced in one of the countries listed.

Aruba	Grenada	Panama
Bahamas	Guatemala	Saint Kitts and Nevis
Barbados	Guyana	Saint Lucia
Belize	Haiti	Saint Vincent and the Grenadines
British Virgin Islands		Honduras Trinidad and Tobago
Costa Rica	Jamaica	
Dominica	Montserrat	
Dominican Republic		Netherlands, Antilles

**Travel to More Than One Country:** (7-Day Western Caribbean Itinerary): If you travel to a U.S. possession and to one or more of the Caribbean countries listed above (for example, on a Caribbean cruise), you may bring back \$1,200 worth of items without paying duty. But only \$600 worth of these items may come from the Caribbean country(ies); any amount beyond \$600 will be dutiable unless you acquired it in one of the insular possessions. (St. Thomas) For example, if you were to travel to the U.S. Virgin Islands and The Bahamas, you would be allowed to bring back \$1,200 worth of merchandise duty-free, as long as only \$600 worth was acquired in The Bahamas. (Keeping track of where your purchases occurred and having the receipts ready to show the Customs inspectors will help speed your clearing Customs.)

If you travel to any of the Caribbean countries listed above and to countries where the standard personal exemption of \$400 applies - for example, Mexico or The Cayman Islands - up to \$400 worth of merchandise may come from the non-Caribbean country. For instance, if you travel to Mexico and The Bahamas, your exemption is \$600, only \$400 of which may have been acquired in Mexico.

**\$1,200 Exemption:** (7-day Eastern Caribbean Itinerary) If you return directly or indirectly from a U.S. insular possession (U.S. Virgin Islands, American Samoa, or Guam), you are allowed a \$1,200 duty-free exemption. You may include 1,000 cigarettes as part of this exemption, but at least 800 of them must have been acquired in an insular possession. Only 200 cigarettes may have been acquired elsewhere. For example, if you were touring the Caribbean and you stopped in The Bahamas, The U.S. Virgin Islands and St. Maarten, and other ports of call, you could bring back five cartons of cigarettes, but four of them would have to have been bought in The US Virgin Islands.

Similarly, you may include five liters of alcoholic beverages in your duty-free exemption, but one of them must be a product of an insular possession. Four may be products of other countries.

If you think that you may bring in more than \$600 or \$1200 limits or if you have any questions, you can read more about the U.S. Customs laws in the pamphlet: <http://www.customs.ustreas.gov/travel/know.htm>

Find out where the custom officials will be located once the ship docks back at the Port. You will need to go to that room to declare your merchandise. **REMEMBER – YOU MUST HAVE CASH** to pay any duty!! They are VERY strict about this!!!! I watched a man next to me get escorted off the ship to find an ATM while his family had to remain on board. They were not going to be allowed off the ship until he returned with the cash to pay his customs bill.

Also, customs is one area you shouldn't rely on the ship's Guest Services to provide much assistance. On a September 2003 cruise, we made a purchase in St. Maarten that needed to be declared. We could not get anyone to give us a straight answer on what % of the value we would need to pay US Customs, so we had no idea how much cash to bring to the custom officials. We had to make a late stop at the long line at Guest Services to cash Travelers Checks on the last night of our cruise, not at all how we wanted to spend the time!

**Physically Departing the Ship:** In the morning, you will depart the ship and recover your baggage in the terminal based on the color-coded area designated by the color of the tag that you placed on them the previous evening. If your tag falls off, your bag will be in the "orphan" area. You must have your bags with you when you pass through customs. Porters are available for those with too many bags to handle. These people earn their money and are very helpful, so don't hesitate to use them! Don't forget to tip the porter either! Customs will quickly go over your forms and wave you through. If you bought the transfer option from DCL, this is about the only time during your vacation that you have to deal with your luggage.

### 11.3 Getting to...

If you booked your air through DCL, or if you use one of the represented airlines, you or the porters simply need to take your checked luggage to one of the airline desks at the terminal where it will be checked

and sent to your destination without your having to bother with it. These porters are independent contractors, so if they help you with your luggage, don't forget to tip them.

If you want to go back to Walt Disney World (and who wouldn't want to?) there are also DCL busses going there. The transfer is \$24.00 per person. Alternately, you may have made arrangements prior to the cruise for a town car service to pick you up afterwards, such as Tiffany Town Car of Orlando.

One reader writes.... "You will have no problem getting back to the airport. Everyone must be off the boat by 9:00 a.m. We had a 12:15 flight and were back at the airport by 10:00 (no stops). They do however, kind of wait for the bus to fill up before they will leave so that might hold you up. Wouldn't book a flight before 10:30"

TIP: Be sure to plan your departure transportation BEFORE you get on the cruise!

---

## 12. Links and Outstanding Web Sites

---

- ♥ The official Disney Cruise Line® web site: <http://disney.go.com/DisneyCruise/index.html>, or [www.disneycruise.com](http://www.disneycruise.com).
- ♥ The Cruise Critic web site [WWW.CruiseCritic.com](http://WWW.CruiseCritic.com) - Discussion groups, ship reviews and cruise info.
- ♥ Barb's (Inkkognito) site – [www.castawayclub.com](http://www.castawayclub.com) Contains Photos, Personal Navigators, Menus, text of the Magical Treasures brochure and lots more. A must-see.
- ♥ Tim Larison moderates a Disney Cruise email discussion list with over 600 members – you can subscribe to this list at [www.cruisetalk.net](http://www.cruisetalk.net) Also at this site you can see trip reports from Tim and other past Disney cruisers (many with links to photos)
- ♥ DIS Boards – Disney Cruise Line Trip Reports: <http://disboards.com/forumdisplay.php?forumid=10>
- ♥ Mouseplanet.com's Cruise Line trip archive: [http://www.mouseplanet.com/dtp/trip.rpt/index\\_files/tr\\_cruise.htm](http://www.mouseplanet.com/dtp/trip.rpt/index_files/tr_cruise.htm)

### TRIP REPORTS

- ♥ Bryan's photo journey on the Disney Magic – 2005 Repositioning Cruise through the Panama Canal <http://disney.ennis.tv/>
- ♥ Steve Burns Trip Report <http://www.startedbyamouse.com/features/DCL01.shtml>
- ♥ Nathan's Eastern Caribbean Photo Journal <http://web.wtez.net/e/p/ep56770/>
- ♥ Cruise Diva's Disney Wonder report [http://www.cruisediva.com/disney\\_wonder2.htm](http://www.cruisediva.com/disney_wonder2.htm)
- ♥ Dan Westerberg's Disney Wonder Photos [http://www.pbase.com/svslerxst/disney\\_wonder](http://www.pbase.com/svslerxst/disney_wonder)
- ♥ Disney Wonder Annual Passholder 2003 Cruise <http://www.primatprojections.com/travel/Wonder0103/>
- ♥ Disney Wonder Photos January 2004 <http://www.bigfloridacountry.com/disneycruise.htm>
- ♥ Disney Wonder Photos <http://www.fratkin.com/cruises/dw/toc.php?page=1>
- ♥ Tinybeetle@aol.com Trip report and photos: <http://members.aol.com/tinybeetle/magic/index.htm>
- ♥ The Williams' Suite 8518 Site: <http://home.att.net/~pete-williams/magic/magic.htm>
- ♥ Chris and Doug's vacation: [http://members.aol.com/djbfiles2/vac998\\_8.htm](http://members.aol.com/djbfiles2/vac998_8.htm) (it's a three week vacation, the link points to the page on which the cruise starts.)

### General Information

Water Safety: <http://www.pueblo.gsa.gov/cfocus/cfwatersafety04/focus.htm>

---

## 13 Other

---

### 13.1 Disney Cruise Line® Contact Info:

Disney Cruise Line® reservations and brochures, 1-800-511-1333; 8:00 AM to -10:00 PM EST M-F and 9:00AM-8:00PM Sat and Sun. Or 407-566-7000.

Guest compliments, comments and complaints can be directed to: Disney Cruise Vacations, Guest Communications, PO Box 10238, Lake Buena Vista, Florida 32830-0238.

1-800-370-5997 seems to be their general number. Disney Cruise Vacations.

Disney Cruise Line® - 800-511-1333

Walt Disney World Resort: 1-407-824-2222



### 13.2 Disney Magic and Wonder Specifications:

- 🚩 Designed by: Yran & Storbraaten, Architects AS, Oslo, Norway.
- 🚩 Built by Fincantieri Shipyards, Trieste, Italy. Hull 5989 (Magic), 5990 (Wonder)
- 🚩 Built in two sections at separate ship yards then joined.
- 🚩 Size: Length: 964 ft (294 m), Width: 106 Ft. (32.3 m), Draft: 25.3 ft. (7.7 m), 85,000 Gross Tons, Panamax.
- 🚩 Speed, maximum: 24 knots - cruising, 21.5 knots maximum.
- 🚩 Passengers: 1750 double occupancy, 2600 max.
- 🚩 Crew: 915
- 🚩 Staterooms: 875, 73% outside.
- 🚩 Drive: (2) G.E. 19 MW (25,460 Hp) propulsion motors, 150 RPM max.
- 🚩 Main engines: (5) GMT-Sulzer 16ZA40S 12 cyl. engines, 11.52 MW (15,437 Hp) ea. These also supply the ship's electric load. The engines and generators are controlled and monitored by the awesome G.E. MCRAS and PCS systems
- 🚩 Thrusters: 3 forward, 2 aft, 1800 kW (2412 Hp) each.
- 🚩 Stabilizers: 2, gyroscopically controlled.
- 🚩 Whistles: 9, 2 navigation, 7 play "When You Wish Upon a Star"
- 🚩 Estimated cost: \$350 million per ship.

#### Other Design Features:

- 🚩 The designers worked to incorporate a classic design into a modern ship. The dark hull, large round portholes, rounded stern, protruding bridge wing supports and twin funnels are reminiscent of the classic trans-Atlantic ocean liners of years ago.
- 🚩 The forward funnel is simulated.
- 🚩 The ornate embellishments on the bow and stern contain many silhouettes of Disney characters.
- 🚩 The colors of the vessel, red, white, black and yellow are the colors of Mickey Mouse. (OK, the hull is really painted dark blue but you didn't hear it here)
- 🚩 DCL obtained an exemption from the international SOLAS rules in order to color the lifeboats yellow rather than the usual international orange.
- 🚩 Hanging off the stern of the Magic is a 15 foot statue of Goofy in a boson's chair painting the stern lettering. The Wonder features the seasoned seaman Donald Duck and his nephews Huey, Duey and Luey.
- 🚩 The deck 9 windows situated high up are reminiscent of the former location of lifeboats. This is now against modern safety standards.

### 13.3 Smoking:

The ship is considered non-smoking except in designated smoking areas in the Promenade Lounge and Rockin' Bar D. You may smoke on the open decks and on your own private verandah. Smokers have reported that they really didn't have a problem with finding a place to have a smoke. Sessions, Studio Sea, and Off-Beat are non-smoking areas. ALL staterooms are NON-smoking!

### 13.4 Gambling:

There is no casino aboard. The only gambling is Bingo and of course, if no one wins the big jackpot during the cruise, there is one final Bingo game to find a winner! There is the Atlantis Casino in Nassau at the Paradise Island resort (See Nassau, on your own, 8.2 above or the many casinos in St. Thomas.

### 13.5 Money:

There is little use for cash aboard the Disney Cruise Line® ships. In fact, even if you want to use cash onboard, you can't! You can charge everything you need to while onboard to your cabin account using your Key to the World Card. However, for shopping and tips while in the various ports and purchasing postage stamps at Castaway Cay, you'll need cash or travelers' checks. The ships conform to a credit card policy that is in effect at Walt Disney World where a guest's credit card is charged as soon as the folio balance equals or exceeds \$500. If you are settling your onboard account with a credit card, once your Key to the World Card has reached or exceeded \$500, the charges will be transferred to the credit card.

There is no ATM on the ship; however, there are several in Nassau. The one closest to the cruise ship pier accepts US cards and they don't charge any unusual fees. It was a little flaky in that it wouldn't work at first try, but it did work a few hours later. Keep trying. In St. Maarten, there's one at the foot of the pier to the

right. In St. Thomas there are ATMs. All of these ATMs charge about what you pay in the US, roughly \$2.00. Guest Services on board will cash traveler's checks.

To establish your onboard account, you present a credit card when you register. If you do nothing else, all of your purchases will be billed to your credit card. If you want to pay in cash, do the above with your credit card, then settle the account in cash at guest services before you disembark the ship. Expect a LONG line on your last night. Guest Services gets very busy at the end of the cruise!

### **13.6 The Castaway Club:**

Once you sail on a Disney Cruise ship, you become a member of the Castaway Club! Some time after you return home from your first cruise, may even receive a letter from the Castaway Club. The letter contains a membership card. As a member of the Castaway Club, you will be sent offers for discounted cruises and other on-board perks as well as a Castaway Club magazine occasionally.

When you do make it back aboard as a Castaway Club member, you might get a small gift in your stateroom. In 2003-5 the gift has been a very nice DCL Beach Towel. It is one per cabin not person. You'll also get invited to a cocktail reception with the Captain and a few senior officers. It's worth going to. They serve hors d'oeuvres with complimentary drinks while the captain greets everyone and gives a little speech. This is also a great opportunity to meet the Captain, get his autograph and have a photo taken!

At the Port Canaveral, there is a special Castaway Club check-in line on the far right.

When booking your cruise be sure to tell your travel agent or DCL that you have cruise aboard previously and you'll be welcomed aboard as a member.

[WWW.disneycruise.com](http://WWW.disneycruise.com) has a special reservations system for Castaway Club members but you need your Castaway Club member number to use it. If you don't have your number, just book using the regular system then call DCL and let them know that you're a member. There are instructions for doing do on the web site booking page.

### **13.7 Weddings, Honeymoons and Reunions:**

The Disney Cruise Line® offers a wedding package or vow renewal and two honeymoon packages to make your honeymoon cruise even more romantic. We're waiting to hear back from some honeymooners to see how well these packages were presented. Call Fairy Tale Weddings at 407-828-3400 for more information.

#### **Disney Cruise Line® Wedding at Sea:**

Add \$2,938 per couple to most 3-, 4-, or 7-night Disney Cruise Line®® vacation packages.

The package includes:

- Official to perform wedding ceremony on Disney's private island, Castaway Cay.
- Disney Wedding Certificate.
- Concierge Service.
- Wedding Coordinator assistance.
- Solo musician.
- Dress steaming.
- Fresh flower bouquet and boutonniere.
- Elegant two-tier wedding cake with keepsake cake topper.
- One bottle of Fairy Tale Cuvee for the toast.
- Special Romance Tote Bag.
- Wedding keepsake.
- Exclusive Bride and Groom lapel pins.
- Dinner for the wedding couple at Palo, on ceremony night.
- One day Rainforest Spa Treatment for the couple at the Vista Spa & Salon.
- Complimentary photo.
- Champagne and strawberries delivered to the room.

#### **Romantic Escape at Sea**

"Sip champagne as you sail on a romantic fairy tale voyage to The Bahamas or the Caribbean. Discover special Disney touches, like a romantic gift left in your room, priority seating at the exquisite Palo restaurant and an aromatherapy body massage at the Vista Spa & Salon."

Add \$564 per couple to most 3-, 4-, or 7-night Disney Cruise Line®® cruise packages.

Romantic Indulgence at Sea Features/Benefits:

Onboard, you'll receive:

- Romantic gift amenity delivered to your stateroom (one per package); includes champagne, two champagne flutes, cheese and crackers.
- One half-hour aromatherapy body massage at the Vista Spa & Salon (one per person).

- Priority seating at Palo, the exclusive adults-only restaurant, for one night of your cruise.  
Use Booking Code REAS

### **Honeymoon Escape**

“Celebrate all the things that brought you together on a romantic escape that will take you across both land and sea. Mark the magical moment with a professional photography session, enjoy an aromatherapy body massage, champagne and strawberries and priority seating at Palo, the exquisite adults-only shipboard restaurant.”

Add \$898 per couple to most Disney Cruise Line® Land and Sea packages\*

Honeymoon Escape Features/Benefits:

- Your Walt Disney World® Resort stay\*\* includes:
  - Commemorative Disney's Fairy Tale Honeymoons Lanyard with Pin (one per person)
  - Itinerary planning for the Walt Disney World® portion of your package
  - Honeymoon Totebag
- Disney's Romantic Choice Feature which includes one selection per person from the following options:
  - Dinner at a selected fine dining specialty restaurant including a bottle of wine or champagne (one bottle per couple)
  - Couples-only Romantic Spa Treatment (selected treatments)
  - Professional honeymoon photography session at the Disney Theme Park of your choice

Onboard you'll receive:

- Romantic gift amenity delivered to your stateroom (one per package); includes champagne, two champagne flutes, cheese and crackers
- One half-hour aromatherapy body massage onboard ship at the Vista Spa & Salon (one per person)
- Priority seating at Palo, the exclusive adults-only restaurant, for one night during your cruise

Ask for booking code HON

Add-on price above applies to 3-night land/4-night sea packages. Additional add-on prices are available for 4-night land/3-night sea packages. Packages must be purchased for all Guests in the party for the entire length of stay.

### **Disney Cruise Line® Vow Renewals**

Add \$1,099 per couple to most 4- or 7-night Disney Cruise Line® vacation packages.

Magical amenities include:

- Vow Renewal Ceremony performed by ship's Captain
- Disney Cruise Line® Vow Renewal Certificate signed by the Captain
- Concierge Service
- On-ship Vow Renewal Coordinator
- A pianist for the ceremony and cake cutting
- Fresh flower bouquet and boutonniere
- Elegant two-tier anniversary cake and keepsake cake topper
- One bottle of Fairy Tale Cuvee for the toast
- Romance basket filled with special treats
- Vow Renewal keepsake
- Dinner at Palo, on ceremony night
- One day Rainforest Spa Treatment for the couple at the Vista Spa & Salon
- Complimentary photo
- Champagne and strawberries delivered to the room

### **The Family Reunion Package**

“Pose for a once-in-a-lifetime photo in matching Disney Cruise Line® Family Reunion T-shirts. Take home a keepsake 8x10 leather photo portfolio and commemorative certificate. The memory-makers at Disney Cruise Line® can help you make a memory you'll cherish for years to come even more special.”

Add \$29 per person to most Disney Cruise Line® vacation packages.

Onboard, you'll receive:

- Personalized Disney Cruise Line® family reunion T-shirt, one per person.
- Leather photo portfolio with complimentary photo, one per stateroom.
- Commemorative Disney Cruise Line® family reunion certificate, one per person.

If eight (8) or more staterooms are booked for the same family reunion, the group can also choose one of the following:

- One-hour reception with open bar and hors d'oeuvres
- Steamer trunk filled with snacks, one per stateroom
- Bottle of wine delivered to room, one per stateroom

Use Booking Code FAMILY

A minimum of six (6) Guests are required to purchase the Family Reunion Package. Price is per person for 1st and 2nd passengers; \$19 per person for additional Guests traveling in the same stateroom. Packages must be purchased for all guests in the party for the entire length of stay. Package subject to availability. Not combinable with other offers or other complimentary group amenities.

Special packages on the Disney Cruise Line® can change at any time. Be sure to consult with your travel agent or Disney directly to find out what is available and to make your special arrangements.

### **13.8 Communicating at Sea:**

If staying in touch with the office is important to you even while you are on vacation, you can be reached on either ship at 1-888-DCATSEA. Shore to ship rates will apply. You can also call from the ship at the same rates. Count on paying about \$7.00 per minute...that's right, seven dollars per minute.

Cell phones generally work while in US ports, but will you will lose the signal before you are out of sight of land. Some folks report their cell phones working in non-US ports as well. Make sure to find out what charges you'll incur since you will be outside of the continental US.

### **13.9 Hidden Mickeys:**

At Guest services in the lobby, ask for the Mickey Challenge sheet. There are fourteen rhymes that give you clues to the locations of fourteen hidden and not so hidden Mickeys.

### **13.10 Bridge Tours:**

Bridge tours are offered on a limited basis. Check your navigator for times and be sure to get a reserved spot. If you miss the tours, or if they are full, look at your personal navigator for the "Bridge Overlook Open" The Disney Magic and Wonder's bridges are two story rooms. There is a catwalk surrounding the bridge on which guests can see the bridge. Wait long enough and you can catch the bridge officer explain things to a tour below. At times when the overlook is closed, try going into the Vista Spa. They have windows in front of the treadmills that look down into the bridge.

### **13.11 Sea Sickness and Bad Weather:**

You wouldn't think that a ship this big would move around enough to get you sick. But, unfortunately, it can happen. Cruisers have reported that when hurricanes pass near Eastern Florida, the Disney ships can roll enough to get a large portion of the passengers and crew sick, in spite of the stabilizer system that helps keep the ship from rolling. So, if you decide to cruise (during hurricane season especially) or if you know that you are susceptible to motion sickness, prevention or a remedy is in order.

Your first prevention is in the timing of your cruise. You are more likely to run into some big seas during August to November when the hurricanes and tropical storms can churn up the seas. Given that, there is still no guarantee that you won't do some rolling the rest of the year either the ocean being as it is.


**IMPORTANT: We are not doctors or health care professionals. Before taking any medicines either over the counter or prescription, you are strongly advised to consult your doctor, nurse or other health care professional.**


Whatever you decide to take or do for your seasickness, it is best to "practice" with it on shore, on dry land, on your day off well before you leave on your vacation. Discuss methods of prevention with your doctor or other health care professional. As with any medication, pay attention to observe any side effects that the medicine will have such as dry-mouth, drowsiness etc. The package will list the possible side effects. All medicines can have side effects and you'll want to experience them long before you are in sight the ship so that you can determine if they are tolerable or if you should try something else.

The infirmary on the ship and Guest Services has motion sickness pills available. There's a small bin with pill packets of Meclizine. The packets have directions on how to take them along with a warning on who should not take them.

Beware that although some remedies are described as "natural" or "herbal" they are still medicines nonetheless and may have interactions with medicine that you are now taking. If you are on any other medication at all, common sense dictates that you consult a pharmacist or a doctor before taking any other medicine to prevent unwanted and possibly very dangerous drug interactions. Thanks to the resident pharmacist for her information used in this section.


The common preventions and remedies for Sea Sickness are:

 Dramamine: (Dimenhydrinate di-men-hi-drin-ate) An older motion sickness remedy. Dramamine however has substantial side effects, the most common being drowsiness. Sleeping through your cruise is almost as bad as being sick through your cruise. Consider another remedy.

 Bonine: Meclizine HCl (25mg.), Dramamine II, Non-Drowsy Dramamine, Antivert. Causes drowsiness in a very small percentage of patients, is very effective, has only to be taken once per 24 hours in tablets and chew tabs. It's nothing like the original Dramamine --a totally different chemical! Check with your pediatrician prior to your cruise regarding your children and any sea sickness medications.)

Both of these drugs are classed as antihistamines. Their most common side effect is drowsiness, although Dramamine has a greater incidence than Bonine. These effects are exaggerated considerably with concomitant use of alcoholic beverages. READ THE PACKAGE to learn the side effects.

Bonine also has the advantage of a longer duration of action, allowing for once a day dosing. Dramamine has been used safely in children 2 and older. Both agents are usually taken about 1-2 hours before anticipated travel or activity. If you have never taken these types of medication before it's a good idea to "try them on dry land" to avoid unforeseen reactions. These agents can also be taken for vertigo (dizziness).


 Scopolamine Patch: This medicine may be prescription or over the counter (usually out of US) depending upon your area. It is available in oral and transdermal patch formulations. This patch is placed in a hairless area behind the ear. It takes up to 6 hours to be effective and lasts for 3 days. It produces less drowsiness than Bonine, but a greater number of other side-effects including dry mouth, dizziness, ocular disturbances, disorientation, irritability (in children), slowed heart rate, psychosis, and amnesia. These effects were usually reversed when the product was removed. It has been shown to provide greater protection against motion sickness than Dramamine. If you haven't had success with the above agents, this might be a choice to explore with your doctor. Wash your hands well after handling the patch. The Scopolamine will cause your pupils to dilate if you get some on your hands and then touch your eyes. This makes you sensitive to light for a few hours. Also, there have been reports some older folks not doing well with the patch. Typically these were small older women. This is because older people have thinner skin and too much of the drug got absorbed at once, and the dose is somewhat weight related for an "average adult". It is sold in a package of 4. The catch is you MUST put the patch on 4-5 hours BEFORE you travel. If you wait until you have motion sickness it will not work

We've gotten a full range of comments regarding seasickness medications:

"I've been on the patch twice and still had to take the Bonine during rough seas--bring it just in case! Better safe than sick!"


"I would think twice about scop patches! Their side effects are often worse than that which they are trying to cure!"


"The Transderm Scop patches have more side effects than the good they do--believe me, those are not the answer!"

 Ginger: Found in Ginger snaps and commonly used in Chinese cooking. An herbal preventative with few side effects beyond weight gain from eating a bunch of Ginger Snaps. Ginger root has also been studied as an agent to help with nausea after surgery. It was superior to placebo in reducing the frequency of postoperative nausea. There have been no formal studies with motion sickness. The effect seems to be short acting and would need to be taken at least 3 to 4 times a day.

LeeBrandi offers a variation of the ginger cure:

"I have a great sea sickness remedy. This is a remedy that is all natural. 550mg ginger root capsules with a vitamin b complex-adults should take this everyday to prevent and or cure seasickness. It's all natural and will not make you tired at all. They also make a liquid kid ginger for all children. I have tried most of the other stuff and this was the only remedy that has worked for me."

 Sea Bands: This is a wrist band that uses acupressure to stimulate a spot on your wrist that is believed to prevent motion sickness. We know of no scientific studies proving their effectiveness, but we have heard a lot of anecdotal evidence attesting to their effectiveness. There are also no known side effects. They're inexpensive and don't have any side effects except that they don't coordinate well with shimmering evening dresses. If they work for you, great.

 Sea Legs: No, not a medicine. After most people have been at sea for a day or two, they develop "sea legs," a natural accustomization to the motion of the ship. However, since you will be on the Disney ship for only three or four nights, you may suffer through half of your cruise before getting sea legs.

Again, we are not doctors or health care professionals. Our advice to you is before taking any medicines either over the counter or prescription; you are strongly advised to consult your doctor, nurse or other health care professional.

### 13.12 Medical Facilities:

The Disney Magic and Disney Wonder have medical facilities aboard. The best-known feature is the free Bonine outside the doors, but inside, there are facilities that meet or exceed the guidelines adopted by the ICCL and the American College of Emergency Physicians.

A flyer from DCL entitled "Medical Facilities Onboard the Disney Wonder and Disney Magic" details the facilities and equipment aboard the ships:

"Each ship has two physicians and three registered nurses onboard, with one physician and one nurse on call 24 hours per day. DCL requires that they be licensed, have recent general medical and emergency medical experience and be certified in advanced cardiac life support.

Each medical facility is 2500 sq. ft. and features the following:

10 Beds	One Isolation unit
One intensive care unit	One Ward
Two examination rooms	One emergency treatment/x-ray room
One laboratory	One Physician's office
One nurse's office.	

Disney Cruise Line® has also designated a site onboard each ship which could quickly be equipped as an emergency medical treatment center in the unlikely event the medical facility were ever to become inoperable.

Throughout the ship, there are five advanced cardiac life support stations with people trained to use them and four automatic external defibrillators."

### 13.13 Bubbles:

Divaofdeep@aol.com suggests: "I know this sounds silly, but bring a bottle of bubbles to blow off the back of the ship at departure. Store it in a zip-lock bag. On my first cruise I thought confetti would be provided for the Bon Voyage but I understand this is a lot of waste in the water and probably not too terrific for sea life....also I never found it in my room! But can you imagine 1500 people blowing bubbles on departure from the pier....WOW! Kinda like MAGIC....puts the kid back into you! Anyway, stock up on blow bubbles.....they actually go quite a ways behind the ship....kids and adults enjoy watching them when we bring ours and we even take them to the beach! After I get tired of using them, I usually find the child who looks the most bored on the ship and delegate him/her as the Bubblemeister! Have fun....I've always wanted a forum 4 this idea so help me out here and lets get Disney to add some Bubbles."

When blowing bubbles, please be careful as the soap can be very slippery on the deck. Get a towel from the pool deck (nine) and spread it out when you are loading up the bubble guns. Wipe down your leaks and spills before you leave. If messes become a problem, they could ban the whole thing.

Wonderful news for the bubble blowers: Disney has seen how popular the bubbles have been on deck ten and they added their own automatic bubble machine to the overhead between the stacks above the Family Pool on the Wonder only. Watch for it!

### 13.14 NASA and Space Shuttle Launches:

When in Port Canaveral, the Disney ship terminal is relatively close to the Cape Canaveral launch pads 39A and 39B from which the Space Shuttles are launched. To see if any manned or unmanned launches are scheduled, go to [www.NASA.gov](http://www.NASA.gov).

### 13.15 Shipboard Photography:

The Disney ships have official shipboard photographers, just like all the other cruise ships. They'll take your picture at specific locations such as the atrium and the gangway as well as random locations throughout the ship throughout your cruise. The photos are available for viewing and purchase in Shutters usually the next day.

Examples of the professional photographer locations include: as you are boarding the ship in the atrium, a formal family photo in front of the Mickey or Ariel statue in the atrium, during Character Meet and Greets, and ashore on Castaway Cay. Formal portraits with themed backgrounds are offered in the Lobby Atrium usually every evening on 3 & 4-night cruises and on formal and semi-formal nights on the 7-night cruises.

You can also make reservations for private group photos at Shutters.

The photographers will also use your camera to take your picture at the photo locations if there aren't long lines. This is a way to get the photos in the locations that you want without the large expense.

To keep your photos together at Shutters until you are ready to pick out the best shots, simply stack them on top of each other in one spot, discarding in the bins the ones you are definitely not interested in. Then, even if they do get moved around, you can still find them as they will all be together.

Photos taken by the ship's photographers are sold for \$9.95 for a 6x8 and \$19.95 for an 8x10. Occasionally a special is offered like, buy five 8x10 photographs, get a free 8x10 of the ship and a free frame. These are not always advertised, so be sure to ask.

Shutters also offers fairly fast film developing. It's nice seeing your cruise photos before you get home.

### 13.16 Special Needs

We will slowly be adding to this section on accommodations available on the Disney Cruise ships for those with special needs. We want to include a section on travelers with ADD/ADHD, Autistic Spectrum Disorder, those who use a wheelchair, have vision or hearing impairments and much more. Please contact us if you have trip information to share. Also if you have questions, we'll try and get some answers, let us know at: [allearsnet@yahoo.com](mailto:allearsnet@yahoo.com)

#### Hearing Impairments

- **TTY Telephone number – 407-566-7455**
- **Assistive Listening Devices** – These systems utilize an infrared signal to amplify sound. They are installed at the following locations aboard ship: Walt Disney Theatre, Studio Sea, Buena Vista Theatre, Rockin' Bar D (Disney Magic), WaveBands (Disney Wonder), Diversions (Disney Magic), and Barrel of Laughs (Disney Wonder). Devices are available at Guest Services. There is no charge, however a \$25 refundable security deposit will be charged to your onboard account. The deposit charge will be removed when you return the receiver.
- **Captioning** – In common areas with video monitors, at least one monitor is set for closed-captioning. Select in-stateroom movies are available in closed-captioned format. These are designated in your movie guide with a "CC" symbol. To activate the captioning feature on your TV use the menu option and follow instructions.
- **Sign Language** – Disney Cruise Line arranges sign language interpretation for live theatre performances. Interpreters may also be available to interpret instructions for the Safety Drill, Oceaneer Lab, Oceaneer Club or other events. A sign-language interpreter has been pre-arranged for a limited number of sailings. Requests for an interpreter for a sailing that has not been pre-arranged will be considered by not guaranteed.
- **Written Aids** – Guest Assistance Packets containing show scripts, flashlights, and pen/paper are available at Guest Services. Packets can be signed out and kept until the night before debarkation when they must be returned to guest services.

#### Mobility

Access to shipboard facilities is generally through the main entrance to the facility. However, accessibility varies from location to location. Guests may contact a crew member at each location for additional information.

- **Elevators** – Midship elevators are smaller than the Forward and Aft elevators. Use Forward and Aft elevators for easier access
- **On-Deck Viewing Areas** – For Activities around the Goofy Pool, a designated viewing area for guests using wheelchairs is available on Deck 10. An activity participation area for persons using wheelchairs is located on Deck 9, Midship, Starboard side near the gazebo. Crew members will be here 30 minutes prior to start of on-deck activities for assistance.
- **Restrooms** – wheelchair accessible public restrooms are located as follows: Deck 10 Aft near Palo, Deck 9 Forward near Vista Spa, Deck 4 Forward near Walt Disney Theatre and Deck 3 Aft near Parrot Cay.
- **Lumiere's Triton's Restaurants** – located Deck 3 Midship, wheelchair entrance is through the portside entrance (front entrance has stairs).
- **Rockin' Bar D/Wavebands** – Deck 3 Forward – ramp access to upper level is located by the bar area.
- **Walt Disney Theatre** – Crew members available Deck 4 entrance 30 minutes prior to show to assist with seating. Wheelchair seating available in front row or back of theatre.
- **Buena Vista Theatre** – Designated wheelchair viewing in rear of theatre.

## **Service Animals**

Qualified service animals are welcome in most location throughout the ships as long as the animals remain on a leash or harness at all times. Due to the nature of some Shore Excursions, service animals may not be permitted. (Disney publication)

## **Vision**

The elevators on the ships have Braille numbers. There are no Braille menus available.

## **13.17 Celebrating US Holidays**

On December sailings, Disney Cruise Line will host a festive holiday celebration starting in Disney's private cruise terminal at Port Canaveral and continuing with a Magical Holidays sailing onboard the Disney Wonder or Disney Magic. Magical Holidays highlights include a three-deck-tall tree-lighting ceremony in the atrium lobby, a visit from Santa Goofy with surprises for all the kids, gingerbread house decorating, traditional holiday feasts, holiday services, a ship-wide party to ring in 2005, and a New Year's Day tailgate party.

Disney's private island, Castaway Cay, will feature Mr. and Mrs. Snowman, carolers, a 40-foot Christmas tree, and sleigh full of presents as part of the holiday fun. In addition, Disney characters in holiday attire will sign autographs and pose for photos, while the island's tram has been decorated to resemble a reindeer, complete with antlers and tail.

\*\*\*\*\*

Wow! Are you ready for your cruise now? If you've read this guide all the way through, you are certainly on your way to planning your trip and maximizing your enjoyment of the cruise.

Thank you for your interest in The Magical Disney Cruise Guide. Please remember to send your trip reports, comments, additions and corrections to <http://allearsnet.com/forms/feedback.html> They are always very welcome.

Bon Voyage and have a Disney Day,  
Deb Wills and the AllEarsNet® team!

Copyright 2004-5 Deb Wills; Compilation copyright 1999-2003 by Mickey Morgan, All Rights Reserved.

Major contributors: June 2004 update: Tim Larrison, October 2004 Sandy Fielder.

As to Disney artwork/properties: © Disney

Copyrights on individual quotes belong to the authors. All broadcast, publication, retransmission to e-mail lists or otherwise, copying or storage, in any medium, online or not, is prohibited without prior written permission. However, permission is granted to circulate this publication via manual forwarding by e-mail to friends providing that the text is forwarded in it's entirety from the "The Magical Disney Cruise Guide" at the very top through the end of this paragraph, and no fee is charged. Publication on the internet is prohibited.

A link to the source web site (<http://allearsnet.com/cruise/cruise.htm>) where the latest version can be found is permitted and preferred.